



LIBERATE
YOUR WORKDAY



INTELLIGENT
TORCH SOLUTIONS

ARC T SERIES



A Passion for Technology & Innovation

To produce hand tools that reach the pinnacle of performance, durability and functionality you have to be passionate about what you do.

At Arc Torchology the research and development department is the beating heart of our company.

Every single component is conceived, developed, manufactured and tested in-house.

Our development and testing activities are loaded with cutting edge technologies, many of which have been developed specifically by us to meet the very stringent demands we place on our design solutions.

These specialized, bespoke solutions allow us to develop products that surpass the prerequisite of industry standards, inventing increasingly more beneficial products that deliver maximum results for the operator.

FEATURING NEW TECHNOLOGIES



This is not business as usual.

find out more at arctorchology.com

Contents

Arc T Range Overview and Ratings	2
Torch Range	
T2 / T2FX	4
T3 / T3FX	6
T3W / T3WFX <i>New</i>	8
T4W / T4WFX <i>New</i>	10
T5W / T5WFX <i>New</i>	12
Rapid Fit Connection System <i>New</i>	14
Switch Modules	16
Quick Fit Switch Wire Plug Kits	17
Torch Package Configurators	18
Wear Parts	
Set-Up Overview	25
Ceramic Cups	26
Quartz Cups <i>New</i>	26
Collets Bodies	27
Gas Lens Bodies	27
Gas Lens Body Filter Kits	28
Starter Kits	
Collet Body Starter Kits	30
Gas Lens Body Starter Kits	30
Accessory Kits	
Arc Accessory Kits	31
Arc T Super Series System <i>New</i>	
Arc T Super Series Kits	33
Wear Parts	35

AIR-COOLED

Arc T High Performance Tig Series



LIBERATE
YOUR WORKDAY

TECHNICAL SPECIFICATIONS

T2/T2FX

Cooling Method		Air-Cooled	
Rating:	DC	190A	180A (FX)
	AC	135A	125A (FX)
Duty Cycle		35%	
Electrode Size		1.0-4.0mm/0.04"-5/32"	
Operating Temperature		-20°C ..+40°C	



T3/T3FX

Cooling Method		Air-Cooled	
Rating:	DC	240A	220A (FX)
	AC	170A	155A (FX)
Duty Cycle		35%	
Electrode Size		1.0-4.8mm/0.04"-3/16"	
Operating Temperature		-20°C ..+40°C	



LIQUID-COOLED

T3W/T3WFX

Cooling Method		Liquid-Cooled	
Length		4m	8m
Rating:	DC	1200W	400A 400A
	AC	1200W	280A 280A
	DC	1600W	- -
	AC	1600W	- -
Duty Cycle		100%	60%
Electrode Size		1.0 - 4.0mm / 0.04"-5/32"	
Minimum Liquid Flow Rate		1.5 l/min	
Minimum Liquid Inlet Pressure		3.0 Bar	
Maximum Liquid Inlet Pressure		5.0 Bar	
Maximum Liquid Inlet Temperature		50°C	
Operating Temperature		-20°C ..+40°C	



LIQUID-COOLED

Arc T High Performance Tig Series



LIBERATE
YOUR WORKDAY

T4W/T4WFX

Cooling Method			Liquid-Cooled	
Length			4m	8m
Rating:	DC	1200W	450A	400A
	AC	1200W	315A	280A
	DC	1600W	450A	450A
	AC	1600W	315A	315A
Duty Cycle			100%	60%
Electrode Size			1.6- 4.8mm / 1/16"-3/16"	
Minimum Liquid Flow Rate			1.5 l/min	
Minimum Liquid Inlet Pressure			3.0 Bar	
Maximum Liquid Inlet Pressure			5.0 Bar	
Maximum Liquid Inlet Temperature			50°C	
Operating Temperature			-20°C ..+40°C	



T5W/T5WFX

Cooling Method			Liquid-Cooled	
Length			4m	8m
Rating:	DC	1200W	550A	500A
	AC	1200W	385A	350A
	DC	1600W	550A	550A
	AC	1600W	385A	385A
Duty Cycle			100%	60%
Electrode Size			1.6- 6.4mm / 1/16"-1/4"	
Minimum Liquid Flow Rate			1.5 l/min	
Minimum Liquid Inlet Pressure			3.0 Bar	
Maximum Liquid Inlet Pressure			5.0 Bar	
Maximum Liquid Inlet Temperature			50°C	
Operating Temperature			-20°C ..+40°C	



T2 / T2FX Air-Cooled Tig Welding Torch

Ratings:	T2: 190A DC, 135A AC @35% duty cycle. 1.0 to 4.0mm Electrode T2FX: 180A DC, 125A AC @35% duty cycle. 1.0 to 4.0mm Electrode
----------	--

The Arc T2 is the same size as a WP17 with better performance than a WP26. Its unique consumable design make it a reliable all-day Industrial level Air-Cooled Torch

ARC T HIGH PERFORMANCE TIG TORCH PACKAGES

Arc Tig Torches are supplied with a momentary switch and Surelok™ 35-50mm Dinse style termination as standard.

For alternate terminations, gas fittings, and switch options please refer to the Torch Configurators - pages 18-24.



4m - 12.5ft T2-S1-4M-SL-QGS1 T2FX-S1-4M-SL-QGS1	8m - 25ft T2-S1-8M-SL-QGS1 T2FX-S1-8M-SL-QGS1
--	--



Wear Parts

A Standard Ceramic Cups

Part Number	Description	Nozzle	Bore Size
T2CC04	Ceramic Cup	#4	6mm - 1/4"
T2CC05	Ceramic Cup	#5	8mm - 5/16"
T2CC06	Ceramic Cup	#6	10mm - 3/8"
T2CC07	Ceramic Cup	#7	11mm - 7/16"
T2CC08	Ceramic Cup	#8	12.5mm - 1/2"
T2CC10	Ceramic Cup	#10	16mm - 5/8"

B Standard Quartz Cups **New**

Part Number	Description	Nozzle	Bore Size
T2QZ06	Standard Quartz Cup	#6	10mm - 3/8"
T2QZ08	Standard Quartz Cup	#8	12mm - 1/2"
T2QZ09	Standard Quartz Cup	#9	15mm - 5/8"

C Collet Body

Part Number	Description	Bore Size
T2CB10	Collet Body	1.0mm - 0.04"
T2CB16	Collet Body	1.6mm - 1/16"
T2CB20	Collet Body	2.0mm - 5/64"
T2CB24	Collet Body	2.4mm - 3/32"
T2CB32	Collet Body	3.2mm - 1/8"
T2CB40	Collet Body	4.0mm - 5/32"

D Gas Lens Collet Body

Part Number	Description	Bore Size
T2GL10	Gas Lens Collet Body	1.0mm - 0.04"
T2GL16	Gas Lens Collet Body	1.6mm - 1/16"
T2GL20	Gas Lens Collet Body	2.0mm - 5/64"
T2GL24	Gas Lens Collet Body	2.4mm - 3/32"
T2GL32	Gas Lens Collet Body	3.2mm - 1/8"
T2GL40	Gas Lens Collet Body	4.0mm - 5/32"


To set-up your Arc Tig Torch please add the relevant starter kit. Please refer to Page 30.

HIGH PERFORMANCE SERIES



LIBERATE
YOUR WORKDAY

For alternative switch modules please refer to Page 16



Super Series set-up
Perfect for exotic metals Stainless Steel, Inconel, Chromoly & Titanium
Please refer to Page 33

Spare Parts

Part Number	Description
1	T2GS Head Gasket
2	T2SN Heat Zone Isolator
2a	T2QZSN20 Quartz Heat Zone Isolator
2b	QZR-D20 Special Seal Ring
3	AT1501 T2 Torch Body Air-Cooled
3a	AT1501F T2FX Flexible Torch Body Air-Cooled
4	T2LBC Large Back Cap
5	T2MBC Medium Back Cap
6	T2SBC Small Back Cap
*7	ATER1MS Momentary Switch Kit
8	ATERH100 Arc Handle Kit
9	ATPB2.6x8PB Screw Pack
10	ATERSWL4 Trigger Lead 4m/12.5ft
	ATERSWL8 Trigger Lead 8m/25ft
11	ATHS18MM-90 Heat Shrink Tube
12	ATERKJ200 Knuckle Joint
13	ATERLC200-08 Leather Cover x 0.8mt
14	ATERJK200 Joint Repair Kit
15	ATERNCM-32 Neoprene Cover Assembly x 3.2m/10.5ft
	ATERNCM-72 Neoprene Cover Assembly x 7.2m/23.7ft

Part Number	Description
16	ATERCO150-40 Sheath x 4m/12.5ft Inc Leather Cover
	ATERCO150-80 Sheath x 8m/25ft Inc Leather Cover
17	ATSLH26-S Cable Support Large
18	ATSLH26-C Surelok™ Housing Cover
19	ATSLH26-H Surelok™ Housing Large
20	AT2120-4M-OB Power Cable x 4m/12.5ft Surelok™ O/B Rubber
	AT2120-8M-OB Power Cable x 8m/25ft Surelok™ O/B Rubber
21	ATSL3550 Surelok™ Body & Support
22	ATNSLOB-1-QGS# Gas Supply Hose O/B
23	AT-SP Spanner

*Note: 7 - For information on alternative switch modules please refer to Page 16.

Gas supply hoses are specified by utilizing the part number and a termination suffix from the gas supply hose table on Page 14.

Example: ATNSLOB1-QGS1

Gas Supply Hose Rapid Fit c/w 3/8" BSP

T3 / T3FX Air-Cooled Tig Welding Torch

Ratings:	T3: 240A DC, 170A AC @35% duty cycle. 1.0 to 4.8mm Electrode T3FX: 220A DC, 155A AC @35% duty cycle. 1.0 to 4.8mm Electrode
----------	--

The World's most powerful Air-Cooled Tig torch.
The T3 has 35% more power than a WP26 from the same size footprint and is suitable for AC processes normally requiring Liquid-Cooled torches



ARC T HIGH PERFORMANCE TIG TORCH PACKAGES

Arc Tig Torches are supplied with a momentary switch and Surelok™ 35-50mm Dinse style termination as standard.

For alternate terminations, gas fittings, and switch options please refer to the Torch Configurators - pages 18-24.



4m - 12.5ft T3-S1-4M-SL-QGS1 T3FX-S1-4M-SL-QGS1	8m - 25ft T3-S1-8M-SL-QGS1 T3FX-S1-8M-SL-QGS1
--	--



Wear Parts

A Standard Ceramic Cups

Part Number	Description	Nozzle	Bore Size
T3CC04	Ceramic Cup	#4	6mm - 1/4"
T3CC05	Ceramic Cup	#5	8mm - 5/16"
T3CC06	Ceramic Cup	#6	10mm - 3/8"
T3CC07	Ceramic Cup	#7	11mm - 7/16"
T3CC08	Ceramic Cup	#8	12.5mm - 1/2"
T3CC10	Ceramic Cup	#10	16mm - 5/8"

B Large Gas Lens Ceramic Cups

Part Number	Description	Nozzle	Bore Size
T5LGLCC08	Large Gas Lens Ceramic Cup	#8	12.5mm - 1/2"
T5LGLCC10	Large Gas Lens Ceramic Cup	#10	16mm - 5/8"
T5LGLCC12	Large Gas Lens Ceramic Cup	#12	19mm - 3/4"

C Collet Body

Part Number	Description	Bore Size
T3CB10	Collet Body	1.0mm - 0.04"
T3CB16	Collet Body	1.6mm - 1/16"
T3CB20	Collet Body	2.0mm - 5/64"
T3CB24	Collet Body	2.4mm - 3/32"
T3CB32	Collet Body	3.2mm - 1/8"
T3CB40	Collet Body	4.0mm - 5/32"
T3CB48	Collet Body	4.8mm - 3/16"

D Gas Lens Collet Body

Part Number	Description	Bore Size
T3GL10	Gas Lens Collet Body	1.0mm - 0.04"
T3GL16	Gas Lens Collet Body	1.6mm - 1/16"
T3GL20	Gas Lens Collet Body	2.0mm - 5/64"
T3GL24	Gas Lens Collet Body	2.4mm - 3/32"
T3GL32	Gas Lens Collet Body	3.2mm - 1/8"
T3GL40	Gas Lens Collet Body	4.0mm - 5/32"
T3GL48	Gas Lens Collet Body	4.8mm - 3/16"

E Large Gas Lens Collet Body

Part Number	Description	Bore Size
T5LGL10	Large Gas Lens Collet Body	1.0mm - 0.04"
T5LGL16	Large Gas Lens Collet Body	1.6mm - 1/16"
T5LGL20	Large Gas Lens Collet Body	2.0mm - 5/64"
T5LGL24	Large Gas Lens Collet Body	2.4mm - 3/32"
T5LGL32	Large Gas Lens Collet Body	3.2mm - 1/8"
T5LGL40	Large Gas Lens Collet Body	4.0mm - 5/32"
T5LGL48	Large Gas Lens Collet Body	4.8mm - 3/16"

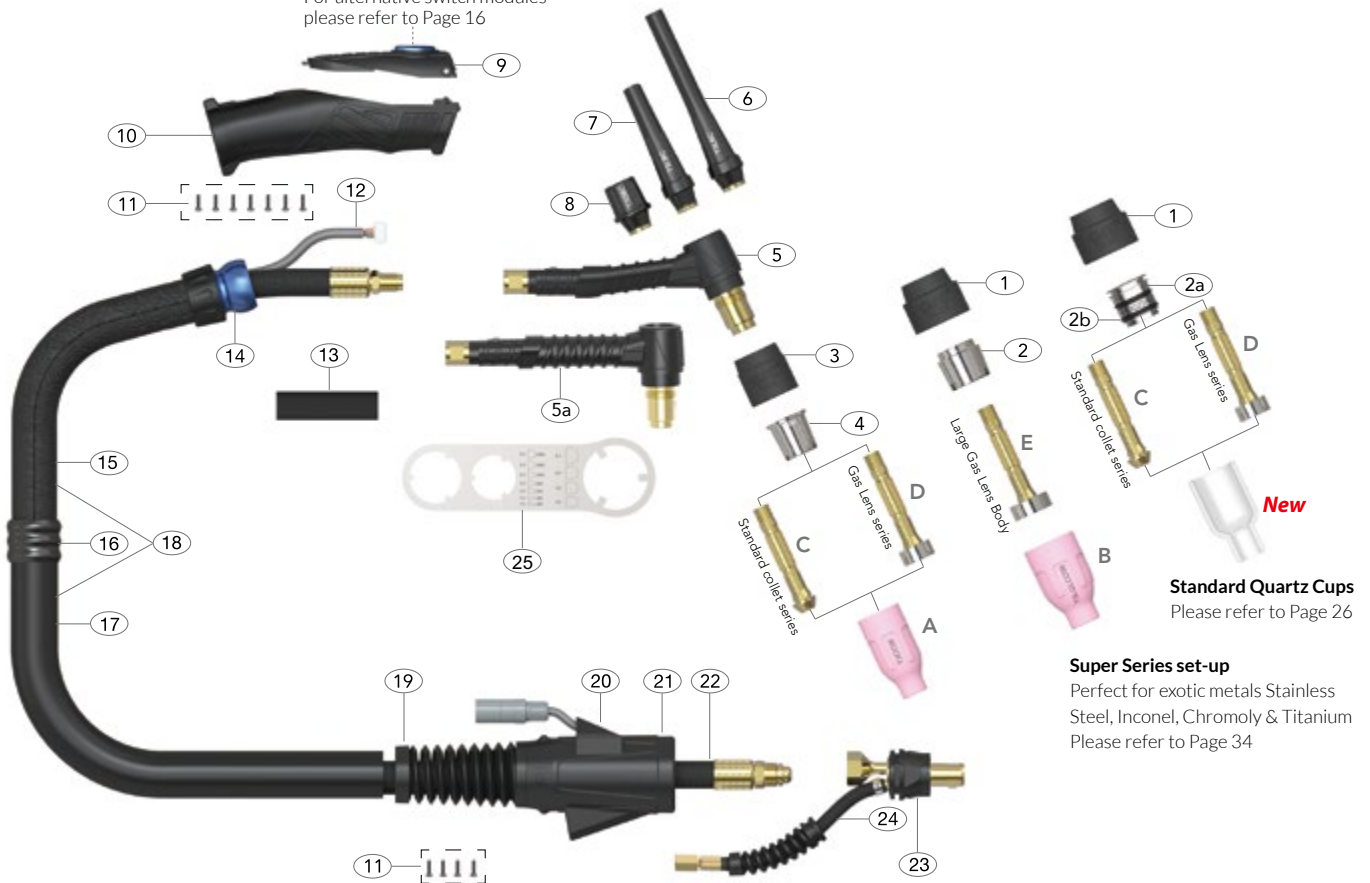
To set-up your Arc Tig Torch please add the relevant starter kit.
Please refer to Page 30.

HIGH PERFORMANCE SERIES



LIBERATE
YOUR WORKDAY

For alternative switch modules please refer to Page 16



Standard Quartz Cups
Please refer to Page 26

Super Series set-up
Perfect for exotic metals Stainless Steel, Inconel, Chromoly & Titanium
Please refer to Page 34

Spare Parts

Part Number	Description	Part Number	Description
1	T3LGS Large Head Gasket	18	ATERCO150-40 Sheath x 4m/12.5ft Inc Leather Cover
2	T3LSN Large Heat Zone Isolator	ATERCO150-80	Sheath x 8m/25ft Inc Leather Cover
2a	T3QZSN23 Quartz Heat Zone Isolator	19	ATSLH26-S Cable Support Large
2b	QZR-D23 Special Seal Ring	20	ATSLH26-C Surelok™ Housing Cover
3	T3GS Head Gasket	21	ATSLH26-H Surelok™ Housing Large
4	T3SN Heat Zone Isolator	22	AT2620-4M-OB Power Cable x 4m/12.5ft Surelok™ O/B Rubber
5	AT2601 T3 Torch Body Air-Cooled	AT2620-8M-OB	Power Cable x 8m/25ft Surelok™ O/B Rubber
5a	AT2601F T3FX Flexible Torch Body Air-Cooled	23	ATSL3550 Surelok™ Body & Support
6	T3LBC Large Back Cap	24	ATNSLOB-1-QGS# Gas Supply Hose O/B
7	T3MBC Medium Back Cap	25	AT-SP Spanner
8	T3SBC Short Back Cap		
*9	ATER1MS Momentary Switch Kit		
10	ATERH200 Arc Handle Kit		
11	ATPB2.6x8PB Screw Pack		
12	ATERSWL4 Trigger Lead 4m/12.5ft		
	ATERSWL8 Trigger Lead 8m/25ft		
13	ATHS18MM-90 Heat Shrink Tube		
14	ATERKJ200 Knuckle Joint		
15	ATERLC200-08 Leather Cover x 0.8mt		
16	ATERJK200 Joint Repair Kit		
17	ATERNCM-32 Neoprene Cover Assembly x 3.2m/10.5ft		
	ATERNCM-72 Neoprene Cover Assembly x 7.2m/23.7ft		

*Note: 9 - For information on alternative switch modules please refer to Page 16.

Gas supply hoses are specified by utilizing the part number and a termination suffix from the gas supply hose table on Page 14.

Example: ATNSLOB01-QGS1

Gas Supply Hose Rapid Fit c/w 3/8" BSP

T3W / T3WFX ^{New} Liquid-Cooled Tig Welding Torch

Ratings:	T3W: 400A DC, 280A AC @ 100% duty cycle, 1.0 to 4.8mm Electrode
	T3WFX: 400A DC, 280A AC @ 60% duty cycle, 1.0 to 4.8mm Electrode

With a smaller footprint than a WP17, the T3W has more power than a WP18 and is suitable for the majority of Industrial applications and material types



ARC T HIGH PERFORMANCE TIG TORCH PACKAGES

Arc Tig Torches are supplied with a momentary switch and Surelok™ 35-50mm Dinse style termination as standard.

For alternate terminations, gas and water fittings, and switch options please refer to the Torch Configurators - pages 18-24.



4m - 12.5ft	8m - 25ft
T3W-S1-4M-SL-QWF1-QWR1-QGS1	T3W-S1-4M-SL-QWF1-QWR1-QGS1
T3WFX-S1-4M-SL-QWF1-QWR1-QGS1	T3WFX-S1-4M-SL-QWF1-QWR1-QGS1

Wear Parts

A Standard Ceramic Cups

Part Number	Description	Nozzle	Bore Size
T2CC04	Ceramic Cup	#4	6mm - 1/4"
T2CC05	Ceramic Cup	#5	8mm - 5/16"
T2CC06	Ceramic Cup	#6	10mm - 3/8"
T2CC07	Ceramic Cup	#7	11mm - 7/16"
T2CC08	Ceramic Cup	#8	12.5mm - 1/2"
T2CC10	Ceramic Cup	#10	16mm - 5/8"

B Standard Quartz Cups ^{New}

Part Number	Description	Nozzle	Bore Size
T2QZ06	Standard Quartz Cup	#6	10mm - 3/8"
T2QZ08	Standard Quartz Cup	#8	12mm - 1/2"
T2QZ09	Standard Quartz Cup	#9	15mm - 5/8"

C Collet Body

Part Number	Description	Bore Size
T2CB10	Collet Body	1.0mm - 0.04"
T2CB16	Collet Body	1.6mm - 1/16"
T2CB20	Collet Body	2.0mm - 5/64"
T2CB24	Collet Body	2.4mm - 3/32"
T2CB32	Collet Body	3.2mm - 1/8"
T2CB40	Collet Body	4.0mm - 5/32"

D Gas Lens Collet Body

Part Number	Description	Bore Size
T2GL10	Gas Lens Collet Body	1.0mm - 0.04"
T2GL16	Gas Lens Collet Body	1.6mm - 1/16"
T2GL20	Gas Lens Collet Body	2.0mm - 5/64"
T2GL24	Gas Lens Collet Body	2.4mm - 3/32"
T2GL32	Gas Lens Collet Body	3.2mm - 1/8"
T2GL40	Gas Lens Collet Body	4.0mm - 5/32"

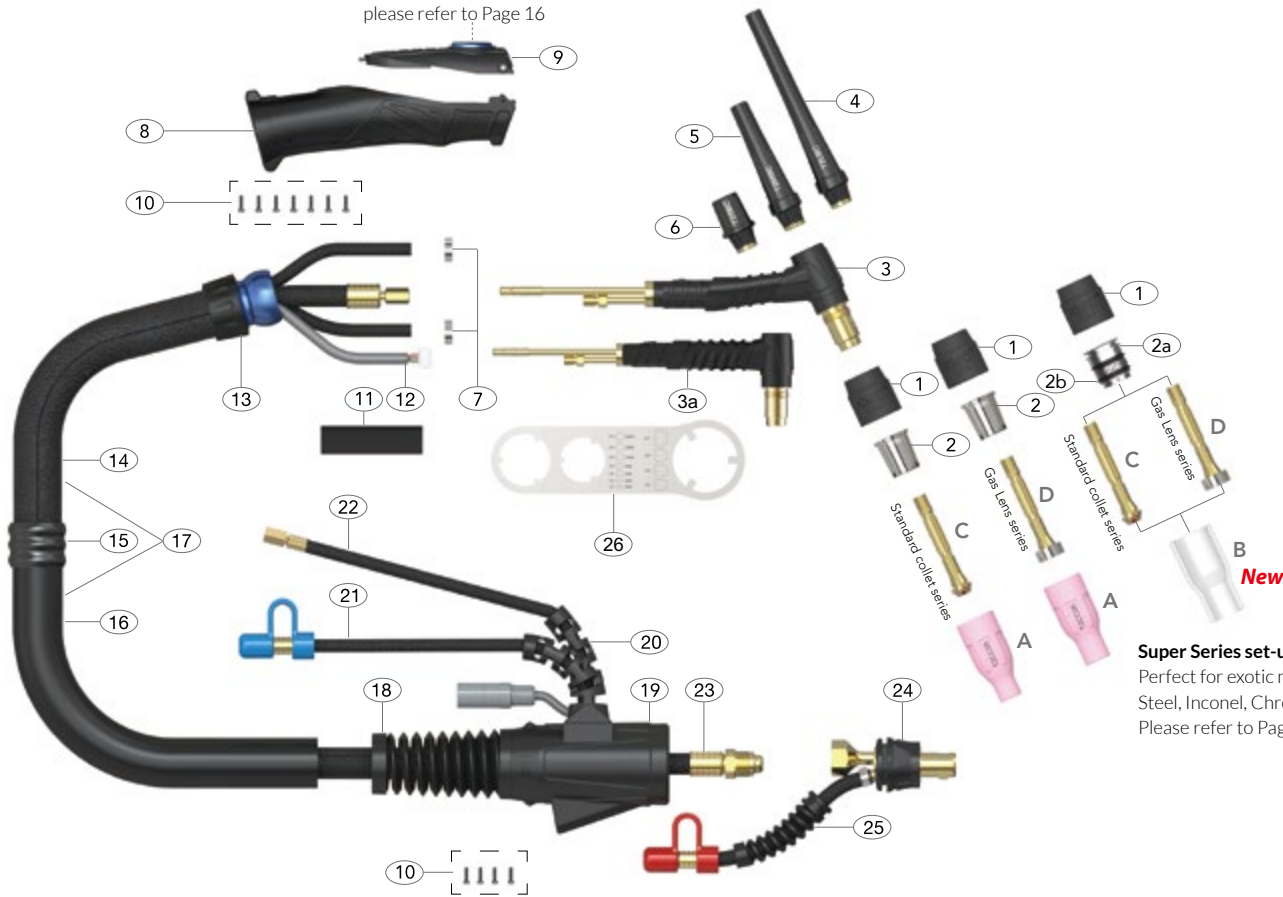
To set-up your Arc Tig Torch please add the relevant starter kit. Please refer to Page 30.

HIGH PERFORMANCE SERIES



LIBERATE
YOUR WORKDAY

For alternative switch modules please refer to Page 16



Super Series set-up
Perfect for exotic metals Stainless Steel, Inconel, Chromoly & Titanium
Please refer to Page 33

Spare Parts

Part Number	Description
1	T2GS Head Gasket
2	T2SN Heat Zone Isolator
2a	T2QZSN20 Quartz Heat Zone Isolator
2b	QZR-D20 Special Seal Ring
3	AT4501 T3W/T4W Torch Body Liquid-Cooled
3a	AT4501F New T3WFX/T4WFX Flexible Torch Body
4	T2LBC Long Back Cap
5	T2MBC Medium Back Cap
6	T2SBC Short Back Cap
7	ATB5025S Water Hose Clamp 8.0mm
8	ATERH100 Arc Handle Kit
*9	ATER1MS Momentary Switch Kit
10	ATPB2.6x8PB Screw Pack
11	ATHS22MM-130 Heat Shrink Tube
12	ATERSWL4 Trigger Lead 4m/12.5ft ATERSWL8 Trigger Lead 8m/25ft
13	ATERKJ200 Knuckle Joint
14	ATERLC200-08 Leather Cover x 0.8mt
15	ATERJK200 Joint Repair Kit
16	ATERNCL-32 Neoprene Cover Assembly x 3.2m/10.5ft ATERNCL-72 Neoprene Cover Assembly x 7.2m/23.7ft
17	ATERCO200-40 Sheath x 4m/12.5ft Inc Leather Cover ATERCO200-80 Sheath x 8m/25ft Inc Leather Cover

Part Number	Description
18	ATSLH26-S Cable Support Large
19	ATSLH26-H Surelok™ Housing Large
20	ATSLH1820-S Surelok™ Housing Support
21	AT45V070B-QWF# Water Feed Hose x 4m/12.5ft O/B Rubber AT45V080B-QWF# Water Feed Hose x 8m/25ft O/B Rubber
22	ATN45V090B-QGS# Gas Supply Hose x 4m/12.5ft O/B Rubber ATN45V100B-QGS# Gas Supply Hose x 8m/25ft O/B Rubber
23	AT3520-4M-OB Power Cable x 4m/12.5ft Surelok™ O/B Rubber AT3520-8M-OB Power Cable x 8m/25ft Surelok™ O/B Rubber
24	ATSL3550 Surelok™ Body & Support
25	ATNSLOB-1-QWR# Water Return Hose O/B
26	AT-SP Spanner

*Note: 9 – For information on alternative switch modules please refer to Page 16.

Water feed and gas supply hoses are specified by utilizing the part number and a termination suffix from the water feed and gas supply hose table on Page 14.

Example: AT45V070B-QWF1

Water Feed Hose Rapid Fit x 4m / 12.ft c/w 8.9mm Quick Fit

Example: ATN45V070B-QGS1

Gas Supply Hose Rapid Fit x 4m / 12.ft c/w 8.9mm Quick Fit

T4W / T4WFX ^{New} Liquid-Cooled Tig Welding Torch

Ratings:	4M: 450A DC, 315A AC @100% duty cycle. 1.6 to 4.8mm Electrode 8M: 450A DC, 315A AC @60% duty cycle. 1.6 to 4.8mm Electrode
----------	---

An all-day high performance Tig torch suitable for Industrial level AC processes

ARC T HIGH PERFORMANCE TIG TORCH PACKAGES

Arc Tig Torches are supplied with a momentary switch and Surelok™ 35-50mm Dinse style termination as standard.

For alternate terminations, gas and water fittings, and switch options please refer to the Torch Configurators - pages 18-24.



4m - 12.5ft T4W-S1-4M-SL-QWF1-QWR1-QGS1 T4WFX-S1-4M-SL-QWF1-QWR1-QGS1	8m - 25ft T4W-S1-8M-SL-QWF1-QWR1-QGS1 T4WFX-S1-8M-SL-QWF1-QWR1-QGS1
--	--



Wear Parts

A Standard Ceramic Cups

Part Number	Description	Nozzle	Bore Size
T2CC04	Ceramic Cup	#4	6mm - 1/4"
T2CC05	Ceramic Cup	#5	8mm - 5/16"
T2CC06	Ceramic Cup	#6	10mm - 3/8"
T2CC07	Ceramic Cup	#7	11mm - 7/16"
T2CC08	Ceramic Cup	#8	12.5mm - 1/2"
T2CC10	Ceramic Cup	#10	16mm - 5/8"

B Standard Quartz Cups ^{New}

Part Number	Description	Nozzle	Bore Size
T2QZ06	Standard Quartz Cup	#6	10mm - 3/8"
T2QZ08	Standard Quartz Cup	#8	12mm - 1/2"
T2QZ09	Standard Quartz Cup	#9	15mm - 5/8"

C Collet Body

Part Number	Description	Bore Size
T2CB10	Collet Body	1.0mm - 0.04"
T2CB16	Collet Body	1.6mm - 1/16"
T2CB20	Collet Body	2.0mm - 5/64"
T2CB24	Collet Body	2.4mm - 3/32"
T2CB32	Collet Body	3.2mm - 1/8"
T2CB40	Collet Body	4.0mm - 5/32"

D Gas Lens Collet Body

Part Number	Description	Bore Size
T2GL10	Gas Lens Collet Body	1.0mm - 0.04"
T2GL16	Gas Lens Collet Body	1.6mm - 1/16"
T2GL20	Gas Lens Collet Body	2.0mm - 5/64"
T2GL24	Gas Lens Collet Body	2.4mm - 3/32"
T2GL32	Gas Lens Collet Body	3.2mm - 1/8"
T2GL40	Gas Lens Collet Body	4.0mm - 5/32"

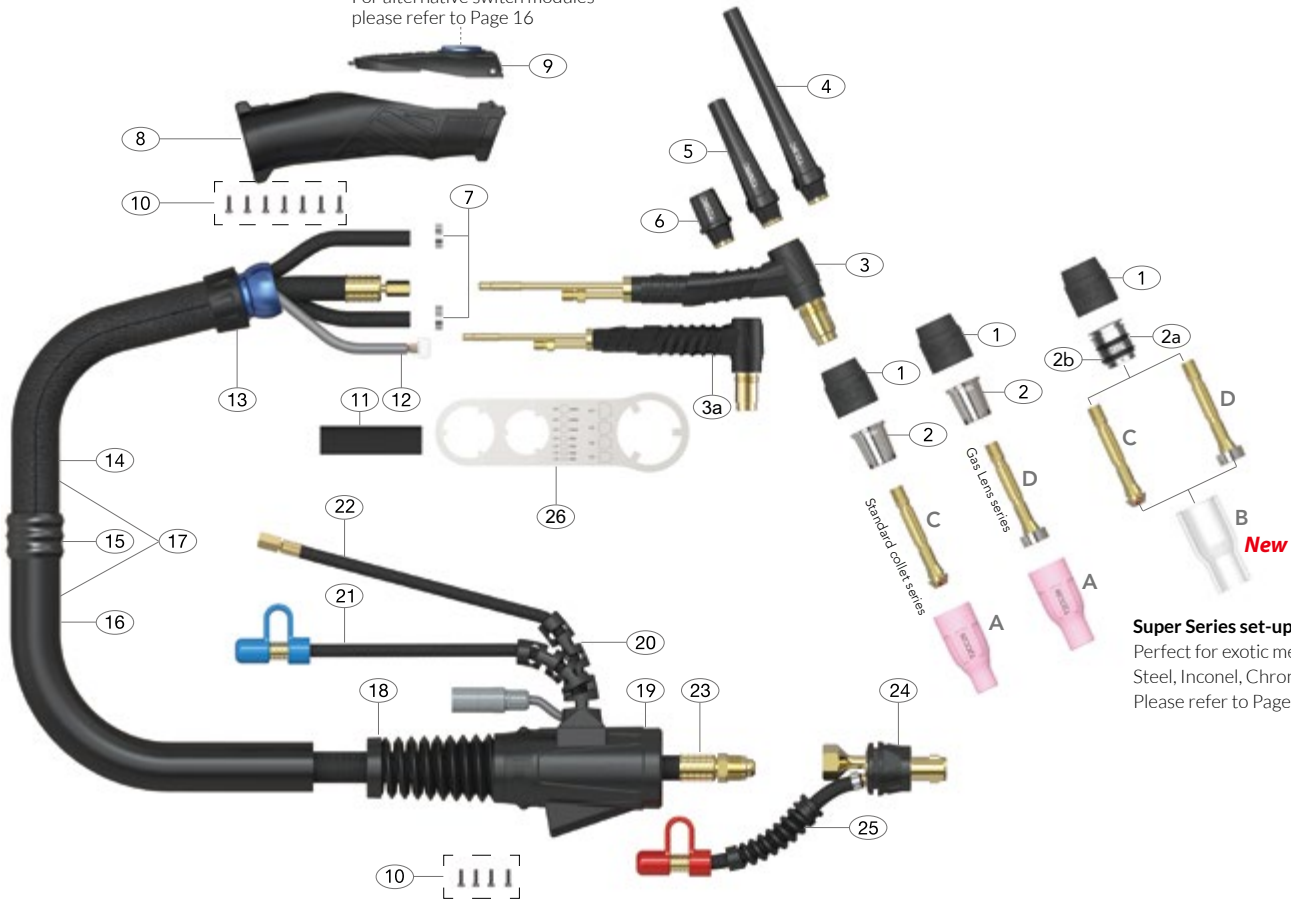
To set-up your Arc Tig Torch please add the relevant starter kit. Please refer to Page 30.

HIGH PERFORMANCE SERIES



LIBERATE
YOUR WORKDAY

For alternative switch modules please refer to Page 16



Super Series set-up
Perfect for exotic metals Stainless Steel, Inconel, Chromoly & Titanium
Please refer to Page 33

Spare Parts

Part Number	Description	Part Number	Description
1	T2GS Head Gasket	18	ATSLH26-S Cable Support Large
2	T2SN Heat Zone Isolator	19	ATSLH26-H Surelok™ Housing Large
2a	T2QZSN20 Quartz Heat Zone Isolator	20	ATSLH1820-S Surelok™ Housing Support
2b	QZR-D20 Special Seal Ring	21	AT45V07OB-QWF# Water Feed Hose x 4m/12.5ft O/B Rubber
3	AT4501 T3W/T4W Torch Body Liquid-Cooled		AT45V08OB-QWF# Water Feed Hose x 8m/25ft O/B Rubber
3a	AT4501F New T3WFX/T4WFX Flexible Torch Body	22	ATN45V09OB-QGS# Gas Supply Hose x 4m/12.5ft O/B Rubber
4	T2LBC Long Back Cap		ATN45V10OB-QGS# Gas Supply Hose x 8m/25ft O/B Rubber
5	T2MBC Medium Back Cap	23	AT4520-4M-OB Power Cable x 4m/12.5ft Surelok™ O/B Rubber
6	T2SBC Short Back Cap		AT4520-8M-OB Power Cable x 8m/25ft Surelok™ O/B Rubber
7	ATB5025S Water Hose Clamp 8.0mm	24	ATSL3550 Surelok™ Body & Support
8	ATERH200 Arc Handle Kit	25	ATNSLOB-1-QWR# Water Return Hose O/B
*9	ATER1MS Momentary Switch Kit	26	AT-SP Spanner
10	ATPB2.6x8PB Screw Pack		
11	ATHS22MM-130 Heat Shrink Tube		
12	ATERSWL4 Trigger Lead 4m/12.5ft		
	ATERSWL8 Trigger Lead 8m/25ft		
13	ATERKJ200 Knuckle Joint		
14	ATERLC200-08 Leather Cover x 0.8mt		
15	ATERJK200 Joint Repair Kit		
16	ATERNCL-32 Neoprene Cover Assembly x 3.2m/10.5ft		
	ATERNCL-72 Neoprene Cover Assembly x 7.2m/23.7ft		
17	ATERCO200-40 Sheath x 4m/12.5ft Inc Leather Cover		
	ATERCO200-80 Sheath x 8m/25ft Inc Leather Cover		

*Note: 9 – For information on alternative switch modules please refer to Page 16.

Water feed and gas supply hoses are specified by utilizing the part number and a termination suffix from the water feed and gas supply hose table on Page 14.

Example: AT45V07OB-QWF1

Water Feed Hose Rapid Fit x 4m / 12.ft c/w 8.9mm Quick Fit

Example: ATN45V07OB-QGS1

Gas Supply Hose Rapid Fit x 4m / 12.ft c/w 8.9mm Quick Fit

T5W / T5WFX ^{New} Liquid-Cooled Tig Welding Torch

Ratings:	4M: 550A DC, 385A AC @100% duty cycle. 1.6 to 6.4mm Electrode 8M: 550A DC, 385A AC @60% duty cycle. 1.6 to 6.4mm Electrode
----------	---

The World's most powerful Tig torch for the most demanding performance applications



ARC T HIGH PERFORMANCE TIG TORCH PACKAGES

Arc Tig Torches are supplied with a momentary switch and Surelok™ 35-50mm Dinse style termination as standard.

For alternate terminations, gas and water fittings, and switch options please refer to the Torch Configurators - pages 18-24.



4m - 12.5ft T5W-S1-4M-SL-QWF1-QWR1-QGS1 T5WFX-S1-4M-SL-QWF1-QWR1-QGS1	8m - 25ft T5W-S1-8M-SL-QWF1-QWR1-QGS1 T5WFX-S1-8M-SL-QWF1-QWR1-QGS1
--	--

Wear Parts

A Standard Ceramic Cups

Part Number	Description	Nozzle	Bore Size
T3CC04	Ceramic Cup	#4	6mm - 1/4"
T3CC05	Ceramic Cup	#5	8mm - 5/16"
T3CC06	Ceramic Cup	#6	10mm - 3/8"
T3CC07	Ceramic Cup	#7	11mm - 7/16"
T3CC08	Ceramic Cup	#8	12.5mm - 1/2"
T3CC10	Ceramic Cup	#10	16mm - 5/8"
T3CC12	Ceramic Cup	#12	19mm 3/4"

B Large Gas Lens Ceramic Cups

Part Number	Description	Nozzle	Bore Size
T5LGLCC08	Large Gas Lens Ceramic Cup	#8	12.5mm - 1/2"
T5LGLCC10	Large Gas Lens Ceramic Cup	#10	16mm - 5/8"
T5LGLCC12	Large Gas Lens Ceramic Cup	#12	19mm - 3/4"
T5LGLCC14	Large Gas Lens Ceramic Cup	#14	24mm 15/16"

C Collet Body

Part Number	Description	Bore Size
T3CB16	Collet Body	1.6mm - 1/16"
T3CB20	Collet Body	2.0mm - 5/64"
T3CB24	Collet Body	2.4mm - 3/32"
T3CB32	Collet Body	3.2mm - 1/8"
T3CB40	Collet Body	4.0mm - 5/32"
T3CB48	Collet Body	4.8mm - 3/16"
T3CB64	Collet Body	6.4mm - 1/4"

D Gas Lens Collet Body

Part Number	Description	Bore Size
T3GL16	Gas Lens Collet Body	1.6mm - 1/16"
T3GL20	Gas Lens Collet Body	2.0mm - 5/64"
T3GL24	Gas Lens Collet Body	2.4mm - 3/32"
T3GL32	Gas Lens Collet Body	3.2mm - 1/8"
T3GL40	Gas Lens Collet Body	4.0mm - 5/32"
T3GL48	Gas Lens Collet Body	4.8mm - 3/16"
T3GL64	Gas Lens Collet Body	6.4mm 1/4"

E Large Gas Lens Collet Body

Part Number	Description	Bore Size
T5LGL16	Large Gas Lens Collet Body	1.6mm - 1/16"
T5LGL20	Large Gas Lens Collet Body	2.0mm - 5/64"
T5LGL24	Large Gas Lens Collet Body	2.4mm - 3/32"
T5LGL32	Large Gas Lens Collet Body	3.2mm - 1/8"
T5LGL40	Large Gas Lens Collet Body	4.0mm - 5/32"
T5LGL48	Large Gas Lens Collet Body	4.8mm - 3/16"
T5LGL64	Large Gas Lens Collet Body	6.4mm - 1/4"

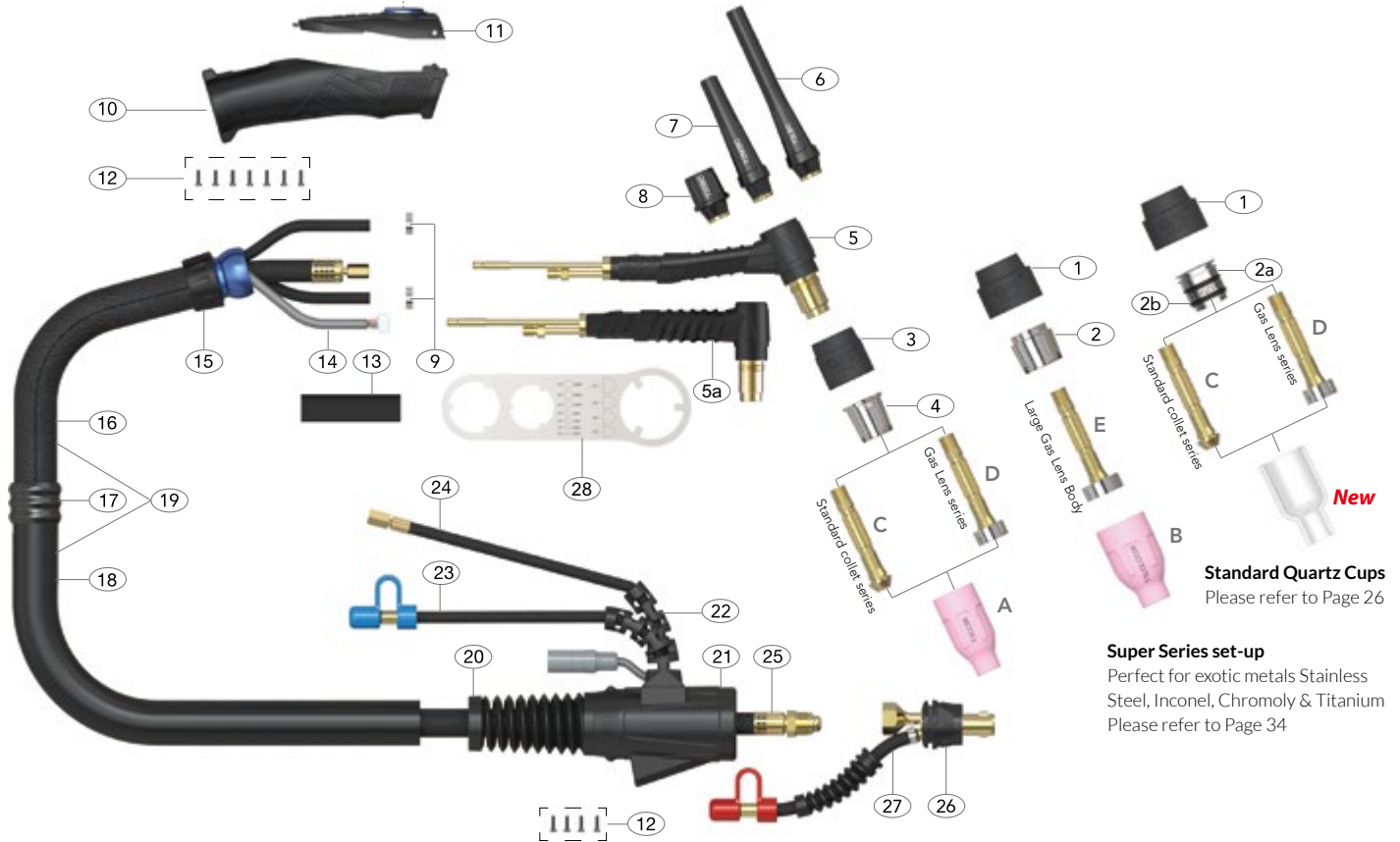
To set-up your Arc Tig Torch please add the relevant starter kit. Please refer to Page 30.

HIGH PERFORMANCE SERIES



LIBERATE
YOUR WORKDAY

For alternative switch modules please refer to Page 16



Standard Quartz Cups
Please refer to Page 26

Super Series set-up
Perfect for exotic metals Stainless Steel, Inconel, Chromoly & Titanium
Please refer to Page 34

Spare Parts

Part Number	Description	Part Number	Description
1	T3LGS Large Head Gasket	20	ATSLH26-S Cable Support Large
2	T3LSN Large Heat Zone Isolator	21	ATSLH26-H Surelok™ Housing Large
2a	T3QZSN23 Quartz Heat Zone Isolator	22	ATSLH1820-S Surelok™ Housing Support
2b	QZR-D23 Special Seal Ring	23	AT45V07OB-QWF# Water Feed Hose x 4m/12.5ft O/B Rubber
3	T3GS Head Gasket		AT45V08OB-QWF# Water Feed Hose x 8m/25ft O/B Rubber
4	T3SN Heat Zone Isolator	24	ATN45V09OB-QGS# Gas Supply Hose x 4m/12.5ft O/B Rubber
5	AT5501 T5W Torch Body Liquid-Cooled		ATN45V10OB-QGS# Gas Supply Hose x 8m/25ft O/B Rubber
5a	AT5501F New T5W/T5WFX Flexible Torch Body	25	AT5520-4M-OB Power Cable x 4m/12.5ft Surelok™ O/B Rubber
6	T3LBC Long Back Cap		AT5520-8M-OB Power Cable x 8m/25ft Surelok™ O/B Rubber
7	T3MBC Medium Back Cap	26	ATSL3550 Surelok™ Body & Support
8	T3SBC Short Back Cap	27	ATNSLOB-1-QWR# Water Return Hose O/B
9	ATB5025S Water Hose Clamp 8.0mm	28	AT-SP Spanner
10	ATERH200 Arc Handle Kit		
*11	ATER1MS Momentary Switch Kit		
12	ATPB2.6x8PB Screw Pack		
13	ATHS22MM-130 Heat Shrink Tube		
14	ATERSWL4 Trigger Lead 4m/12.5ft		
	ATERSWL8 Trigger Lead 8m/25ft		
15	ATERKJ200 Knuckle Joint		
16	ATERLC200-08 Leather Cover x 0.8mt		
17	ATERJK200 Joint Repair Kit		
18	ATERNCL-32 Neoprene Cover Assembly x 3.2m/10.5ft		
	ATERNCL-72 Neoprene Cover Assembly x 7.2m/23.7ft		
19	ATERCO200-40 Sheath x 4m/12.5ft Inc Leather Cover		
	ATERCO200-80 Sheath x 8m/25ft Inc Leather Cover		

*Note: 11 - For information on alternative switch modules please refer to Page 16.

Water feed and gas supply hoses are specified by utilizing the part number and a termination suffix from the water feed and gas supply hose table on Page 14.

Example: AT45V07OB-QWF1

Water Feed Hose Rapid Fit x 4m / 12.5ft c/w 8.9mm Quick Fit

Example: ATN45V07OB-QGS1

Gas Supply Hose Rapid Fit x 4m / 12.5ft c/w 8.9mm Quick Fit

ARC T RAPID FIT CONNECTION SYSTEM *New*

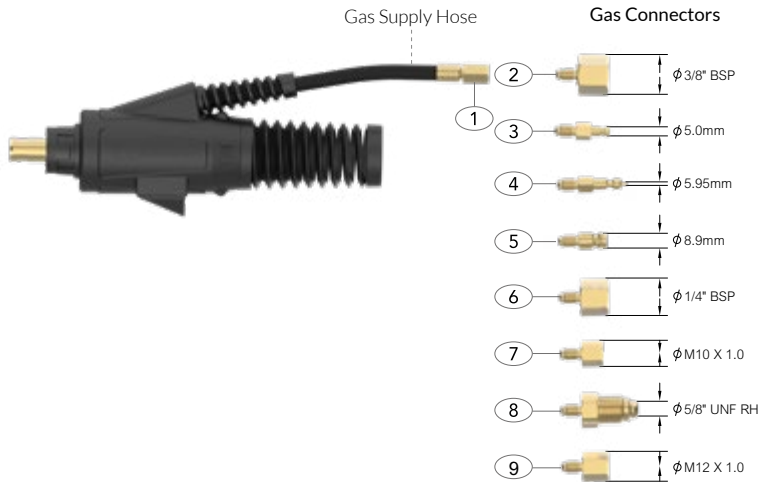


LIBERATE
YOUR WORKDAY

A new flexible system of quickly changing Gas and Liquid supply hoses at Point of Sale.

- Removes the necessity to cut and re-crimp terminations
- All terminations interchange on a common hose connector
- All terminations can be removed and recoupled with a standard spanner and Allen key

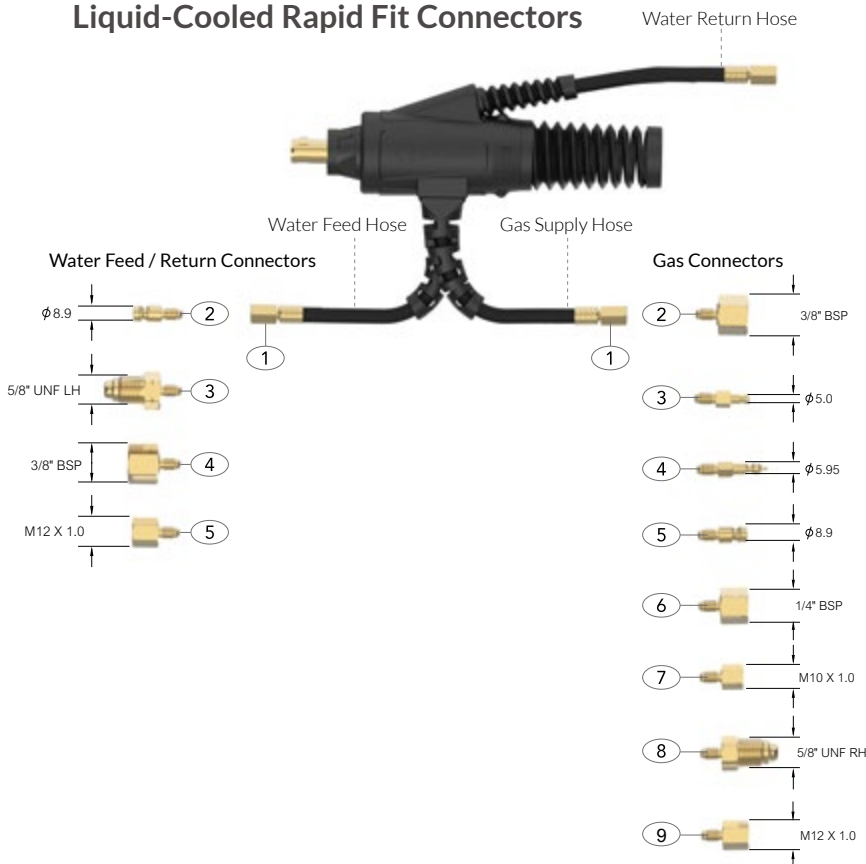
Air-Cooled Rapid Fit Connectors



Gas Supply Hose - Rapid Fit

Part No.	Description
1	QGS0 Open
2	QGS1 Gas Supply Hose c/w $3/8"$ BSP
3	QGS2 Gas Supply Hose c/w 5.0mm Quick Fit
4	QGS3 Gas Supply Hose c/w 5.95mm Quick Fit
5	QGS4 Gas Supply Hose c/w 8.9mm Quick Fit
6	QGS5 Gas Supply Hose c/w $1/4"$ BSP
7	QGS6 Gas Supply Hose c/w M10 x 1.0
8	QGS7 Gas Supply Hose c/w $5/8"$ UNF RH
9	QGS8 Gas Supply Hose c/w M12 x 1.0

Liquid-Cooled Rapid Fit Connectors



Water Feed Hose - Rapid Fit

Part No.	Description
1	QWF0 Open
2	QWF1 Water Feed Hose c/w 8.9mm Quick Fit
3	QWF2 Water Feed Hose c/w $5/8"$ UNF LH
4	QWF3 Water Feed Hose c/w $3/8"$ BSP
5	QWF4 Water Feed Hose c/w M12 x 1.0

Water Return Hose - Rapid Fit

Part No.	Description
1	QWR0 Open
2	QWR1 Water Return Hose c/w 8.9mm Quick Fit
3	QWR2 Water Return Hose c/w $5/8"$ UNF LH
4	QWR3 Water Return Hose c/w $3/8"$ BSP
5	QWR4 Water Return Hose c/w M12 x 1.0

Gas Supply Hose - Rapid Fit

Part No.	Description
1	QGS0 Open
2	QGS1 Gas Supply Hose c/w $3/8"$ BSP
3	QGS2 Gas Supply Hose c/w 5.0mm Quick Fit
4	QGS3 Gas Supply Hose c/w 5.95mm Quick Fit
5	QGS4 Gas Supply Hose c/w 8.9mm Quick Fit
6	QGS5 Gas Supply Hose c/w $1/4"$ BSP
7	QGS6 Gas Supply Hose c/w M10 x 1.0
8	QGS7 Gas Supply Hose c/w $5/8"$ UNF RH
9	QGS8 Gas Supply Hose c/w M12 x 1.0

ARC T RAPID FIT REFERENCE TABLE



LIBERATE
YOUR WORKDAY

Gas Supply Hose - Rapid Fit

Part No.	Description	Surelok Air-Cooled	Surelok Liquid-Cooled	Surelok GT Air-Cooled	Surelok GT Liquid-Cooled	Surelok QD Air-Cooled	Surelok QD Liquid-Cooled	Surelok QD 5 Liquid-Cooled
1 QGS0	Open	●	●	○	○	○	●	○
2 QGS1	Gas Supply Hose c/w 3/8" BSP	●	●	○	○	○	●	○
3 QGS2	Gas Supply Hose c/w 5.0mm Quick Fit	●	●	○	○	○	●	○
4 QGS3	Gas Supply Hose c/w 5.95mm Quick Fit	●	●	○	○	○	●	○
5 QGS4	Gas Supply Hose c/w 8.9mm Quick Fit	●	●	○	○	○	●	○
6 QGS5	Gas Supply Hose c/w 1/4" BSP	●	●	○	○	○	●	○
7 QGS6	Gas Supply Hose c/w M10 x 1.0	●	●	○	○	○	●	○
8 QGS7	Gas Supply Hose c/w 5/8" UNF RH	●	●	○	○	○	●	○
9 QGS8	Gas Supply Hose c/w M12 x 1.0	●	●	○	○	○	●	○

Water Feed Hose - Rapid Fit

Part No.	Description	Surelok Air-Cooled	Surelok Liquid-Cooled	Surelok GT Air-Cooled	Surelok GT Liquid-Cooled	Surelok QD Air-Cooled	Surelok QD Liquid-Cooled	Surelok QD 5 Liquid-Cooled
1 QWF0	Open	○	●	○	●	○	●	●
2 QWF1	Water Feed Hose c/w 8.9mm Quick Fit	○	●	○	●	○	●	●
3 QWF2	Water Feed Hose c/w 5/8" UNF LH	○	●	○	●	○	●	●
4 QWF3	Water Feed Hose c/w 3/8" BSP	○	●	○	●	○	●	●
5 QWF4	Water Feed Hose c/w M12 x 1.0	○	●	○	●	○	●	●

Water Return - Rapid Fit

Part No.	Description	Surelok Air-Cooled	Surelok Liquid-Cooled	Surelok GT Air-Cooled	Surelok GT Liquid-Cooled	Surelok QD Air-Cooled	Surelok QD Liquid-Cooled	Surelok QD 5 Liquid-Cooled
1 QWR0	Open	○	●	○	●	○	○	●
2 QWR1	Water Return Hose c/w 8.9mm Quick Fit	○	●	○	●	○	○	●
3 QWR2	Water Return Hose c/w 5/8" UNF LH	○	●	○	●	○	○	●
4 QWR3	Water Return Hose c/w 3/8" BSP	○	●	○	●	○	○	●
5 QWR4	Water Return Hose c/w M12 x 1.0	○	●	○	●	○	○	●

● Denotes applicable model

SWITCH MODULES

Arc T torch packages are supplied with a momentary switch as standard.

- All modules 'plug and play'
- All switch options interchange across the range
- All replacement switch kits include switch modules and housings.



Code	Part Number	Description
S1	ATER1MS	Momentary Kit



Code	Part Number	Description
S3	ATER3MS	3 Button Momentary Kit



Code	Part Number	Description
1KH	ATER1MS-1H	Momentary Kit+1K Horizontal Potentiometer
2KH	ATER1MS-5H	Momentary Kit+5K Horizontal Potentiometer
3KH	ATER1MS-10H	Momentary Kit+10K Horizontal Potentiometer
4KH	ATER1MS-25H	Momentary Kit+25K Horizontal Potentiometer



Code	Part Number	Description
1TH	ATER1MT-1H	Maintained Kit+1K Horizontal Potentiometer
2TH	ATER1MT-5H	Maintained Kit+5K Horizontal Potentiometer
3TH	ATER1MT-10H	Maintained Kit+10K Horizontal Potentiometer
4TH	ATER1MT-25H	Maintained Kit+25K Horizontal Potentiometer



Code	Part Number	Description
RK2	ATRK2	2 Button Rocker Switch Kit



Code	Part Number	Description
RK4	ATRK4	4 Button Rocker Switch Kit



Code	Part Number	Description
*DM3	ATDM3	Digital Control Module

*Digital signalling requires software systems integration in collaboration with equipment manufacturers.

QUICK FIT SWITCH WIRE PLUG KITS



LIBERATE
YOUR WORKDAY



Code	Part Number	Description
ATP0	ATERCPN	Blank



Code	Part Number	Description
ATP1	ATERCP11	7 Pin Uniarc Quick Fit



Code	Part Number	Description
ATP2	ATERCP9	5 Pin Tuchel Plug Quick Fit



Code	Part Number	Description
ATP3	ATXS12-J3P	3 Pin XS12 Series Plug Quick Fit



Code	Part Number	Description
ATP4	ATERCP6-5	5 Pin Amphenol Plug Quick Fit



Code	Part Number	Description
ATP5	ATERCP3	6 Pin Amphenol Plug Quick Fit



Code	Part Number	Description
ATP6	ATWS16J7TQ	7 Pin WS16 Series Plug Quick Fit



Code	Part Number	Description
ATP7	ATERCP4	14 Pin Amphenol Plug Quick Fit



Code	Part Number	Description
ATP8	ATSP2110-P9	9 Pin SP21 Series Plug Quick Fit



Code	Part Number	Description
ATP9	ATWS16J5TQ	5 Pin WS16 Series Plug Quick Fit

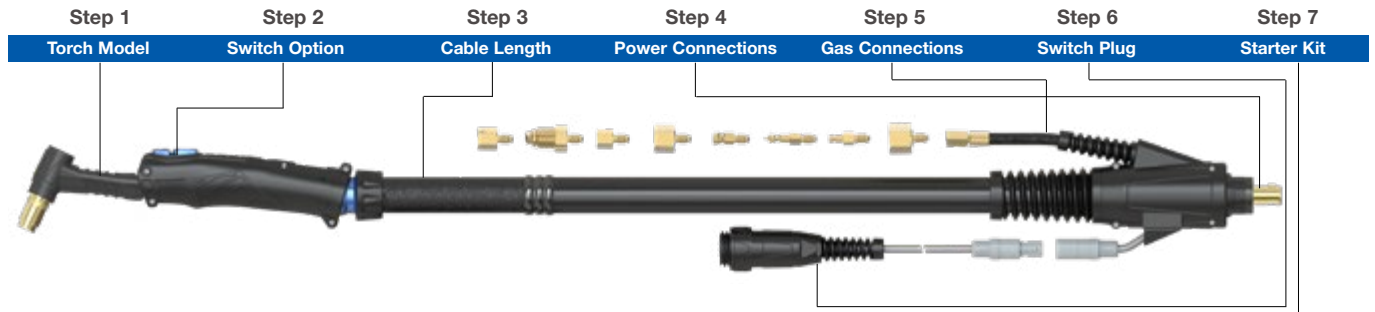


Code	Part Number	Description
ATP10	ATERCP8	9 Pin Tuchel Plug Quick Fit



Code	Part Number	Description
ATP15	AT16S-1PZ	7 Pin Amphenol Plug Quick Fit

Surelok™ Air-Cooled Terminations



How to Order:

To order your Arc Tig Torch please follow the simple 7 stage process below:

1. Select the torch model
2. Select the switch option
3. Select the length of cable
4. Select the power connection
5. Select the rapid fit gas connection
6. Select the quick fit switch plug
7. Select the starter kit



Example:

T2-S1-4M-SL-QGS5-ATP1/SCB1

T2 Arc Tig Torch x 4mt / 12.5ft with momentary switch, large Dinse Air-Cooled Surelok™ style 1/4" BSP Gas and 7 pin quick fit switch plug with small collet body starter kit 1.0mm-0.04".

Step 1 Torch Model		Step 2 Switch Option	Step 3 Cable Length		Step 4 Power Connections	Step 5 Gas Connections	Step 6 Switch Plug	Step 7 Starter Kit																																																																																																						
<table border="1"> <thead> <tr> <th>Code</th> <th>Description</th> </tr> </thead> <tbody> <tr> <td colspan="2">Air-Cooled</td> </tr> <tr> <td>T2</td> <td>190A DC</td> </tr> <tr> <td>T2FX</td> <td>180A DC Flex</td> </tr> <tr> <td>T3</td> <td>240A DC</td> </tr> <tr> <td>T3FX</td> <td>220A DC Flex</td> </tr> </tbody> </table>	Code	Description	Air-Cooled		T2	190A DC	T2FX	180A DC Flex	T3	240A DC	T3FX	220A DC Flex			<table border="1"> <thead> <tr> <th>Code</th> <th>Description</th> </tr> </thead> <tbody> <tr> <td>4m</td> <td>4m Cable</td> </tr> <tr> <td>8m</td> <td>8m Cable</td> </tr> </tbody> </table>	Code	Description	4m	4m Cable	8m	8m Cable	<table border="1"> <thead> <tr> <th>Code</th> <th>Description</th> </tr> </thead> <tbody> <tr> <td colspan="2">Power Connections</td> </tr> <tr> <td>SL1625</td> <td>Small Dinse Surelok™ Style</td> </tr> <tr> <td>SL</td> <td>Large Dinse Surelok™ Style</td> </tr> </tbody> </table>	Code	Description	Power Connections		SL1625	Small Dinse Surelok™ Style	SL	Large Dinse Surelok™ Style	<table border="1"> <thead> <tr> <th>Code</th> <th>Description</th> </tr> </thead> <tbody> <tr> <td colspan="2"># Gas Supply Hose - Rapid Fit</td> </tr> <tr> <td>QGS0</td> <td>Open</td> </tr> <tr> <td>QGS1</td> <td>Gas Supply Hose c/w 3/8" BSP</td> </tr> <tr> <td>QGS2</td> <td>Gas Supply Hose c/w 5.0mm Quick Fit</td> </tr> <tr> <td>QGS3</td> <td>Gas Supply Hose c/w 5.95mm Quick Fit</td> </tr> <tr> <td>QGS4</td> <td>Gas Supply Hose c/w 8.9mm Quick Fit</td> </tr> <tr> <td>QGS5</td> <td>Gas Supply Hose c/w 1/4" BSP</td> </tr> <tr> <td>QGS6</td> <td>Gas Supply Hose c/w M10 x 1.0</td> </tr> <tr> <td>QGS7</td> <td>Gas Supply Hose c/w 5/8" UNF RH</td> </tr> <tr> <td>QGS8</td> <td>Gas Supply Hose c/w M12 x 1.0</td> </tr> </tbody> </table>	Code	Description	# Gas Supply Hose - Rapid Fit		QGS0	Open	QGS1	Gas Supply Hose c/w 3/8" BSP	QGS2	Gas Supply Hose c/w 5.0mm Quick Fit	QGS3	Gas Supply Hose c/w 5.95mm Quick Fit	QGS4	Gas Supply Hose c/w 8.9mm Quick Fit	QGS5	Gas Supply Hose c/w 1/4" BSP	QGS6	Gas Supply Hose c/w M10 x 1.0	QGS7	Gas Supply Hose c/w 5/8" UNF RH	QGS8	Gas Supply Hose c/w M12 x 1.0	<table border="1"> <thead> <tr> <th>Code</th> <th>Description</th> </tr> </thead> <tbody> <tr> <td>ATP0</td> <td>Blank</td> </tr> <tr> <td>ATP1</td> <td>7 Pin Uniarc Quick Fit</td> </tr> <tr> <td>ATP2</td> <td>5 Pin Tuchel Plug Quick Fit</td> </tr> <tr> <td>ATP3</td> <td>3 Pin XS12 Series Plug Quick Fit</td> </tr> <tr> <td>ATP4</td> <td>5 Pin Amphenol Plug Quick Fit</td> </tr> <tr> <td>ATP5</td> <td>6 Pin Amphenol Plug Quick Fit</td> </tr> <tr> <td>ATP6</td> <td>7 Pin WS16 Series Plug Quick Fit</td> </tr> <tr> <td>ATP7</td> <td>14 Pin Amphenol Plug Quick Fit</td> </tr> <tr> <td>ATP8</td> <td>9 Pin SP21 Series Plug Quick Fit</td> </tr> <tr> <td>ATP9</td> <td>5 Pin WS16 Series Plug Quick Fit</td> </tr> <tr> <td>ATP10</td> <td>9 Pin Tuchel Plug Quick Fit</td> </tr> <tr> <td>ATP15</td> <td>7 Pin Amphenol Plug Quick Fit</td> </tr> </tbody> </table>	Code	Description	ATP0	Blank	ATP1	7 Pin Uniarc Quick Fit	ATP2	5 Pin Tuchel Plug Quick Fit	ATP3	3 Pin XS12 Series Plug Quick Fit	ATP4	5 Pin Amphenol Plug Quick Fit	ATP5	6 Pin Amphenol Plug Quick Fit	ATP6	7 Pin WS16 Series Plug Quick Fit	ATP7	14 Pin Amphenol Plug Quick Fit	ATP8	9 Pin SP21 Series Plug Quick Fit	ATP9	5 Pin WS16 Series Plug Quick Fit	ATP10	9 Pin Tuchel Plug Quick Fit	ATP15	7 Pin Amphenol Plug Quick Fit	<table border="1"> <thead> <tr> <th>Code</th> <th>Description</th> </tr> </thead> <tbody> <tr> <td>S1</td> <td>Momentary Kit</td> </tr> <tr> <td>S3</td> <td>3 Button Momentary Kit</td> </tr> <tr> <td>1KH</td> <td>1 Button Momentary+1k Pot</td> </tr> <tr> <td>2KH</td> <td>1 Button Momentary+5k Pot</td> </tr> <tr> <td>3KH</td> <td>1 Button Momentary+10k Pot</td> </tr> <tr> <td>4KH</td> <td>1 Button Momentary+25k Pot</td> </tr> <tr> <td>1TH</td> <td>Maintained Switch+1k Pot</td> </tr> <tr> <td>2TH</td> <td>Maintained Switch+5k Pot</td> </tr> <tr> <td>3TH</td> <td>Maintained Switch+10k Pot</td> </tr> <tr> <td>4TH</td> <td>Maintained Switch+25k Pot</td> </tr> <tr> <td>RK2</td> <td>2 Button Rocker Switch Kit</td> </tr> <tr> <td>RK4</td> <td>4 Button Rocker Switch Kit</td> </tr> <tr> <td>*DM3</td> <td>Digital Control Module</td> </tr> </tbody> </table>	Code	Description	S1	Momentary Kit	S3	3 Button Momentary Kit	1KH	1 Button Momentary+1k Pot	2KH	1 Button Momentary+5k Pot	3KH	1 Button Momentary+10k Pot	4KH	1 Button Momentary+25k Pot	1TH	Maintained Switch+1k Pot	2TH	Maintained Switch+5k Pot	3TH	Maintained Switch+10k Pot	4TH	Maintained Switch+25k Pot	RK2	2 Button Rocker Switch Kit	RK4	4 Button Rocker Switch Kit	*DM3	Digital Control Module	<p>Please refer to Page 30 for starter kits</p>
Code	Description																																																																																																													
Air-Cooled																																																																																																														
T2	190A DC																																																																																																													
T2FX	180A DC Flex																																																																																																													
T3	240A DC																																																																																																													
T3FX	220A DC Flex																																																																																																													
Code	Description																																																																																																													
4m	4m Cable																																																																																																													
8m	8m Cable																																																																																																													
Code	Description																																																																																																													
Power Connections																																																																																																														
SL1625	Small Dinse Surelok™ Style																																																																																																													
SL	Large Dinse Surelok™ Style																																																																																																													
Code	Description																																																																																																													
# Gas Supply Hose - Rapid Fit																																																																																																														
QGS0	Open																																																																																																													
QGS1	Gas Supply Hose c/w 3/8" BSP																																																																																																													
QGS2	Gas Supply Hose c/w 5.0mm Quick Fit																																																																																																													
QGS3	Gas Supply Hose c/w 5.95mm Quick Fit																																																																																																													
QGS4	Gas Supply Hose c/w 8.9mm Quick Fit																																																																																																													
QGS5	Gas Supply Hose c/w 1/4" BSP																																																																																																													
QGS6	Gas Supply Hose c/w M10 x 1.0																																																																																																													
QGS7	Gas Supply Hose c/w 5/8" UNF RH																																																																																																													
QGS8	Gas Supply Hose c/w M12 x 1.0																																																																																																													
Code	Description																																																																																																													
ATP0	Blank																																																																																																													
ATP1	7 Pin Uniarc Quick Fit																																																																																																													
ATP2	5 Pin Tuchel Plug Quick Fit																																																																																																													
ATP3	3 Pin XS12 Series Plug Quick Fit																																																																																																													
ATP4	5 Pin Amphenol Plug Quick Fit																																																																																																													
ATP5	6 Pin Amphenol Plug Quick Fit																																																																																																													
ATP6	7 Pin WS16 Series Plug Quick Fit																																																																																																													
ATP7	14 Pin Amphenol Plug Quick Fit																																																																																																													
ATP8	9 Pin SP21 Series Plug Quick Fit																																																																																																													
ATP9	5 Pin WS16 Series Plug Quick Fit																																																																																																													
ATP10	9 Pin Tuchel Plug Quick Fit																																																																																																													
ATP15	7 Pin Amphenol Plug Quick Fit																																																																																																													
Code	Description																																																																																																													
S1	Momentary Kit																																																																																																													
S3	3 Button Momentary Kit																																																																																																													
1KH	1 Button Momentary+1k Pot																																																																																																													
2KH	1 Button Momentary+5k Pot																																																																																																													
3KH	1 Button Momentary+10k Pot																																																																																																													
4KH	1 Button Momentary+25k Pot																																																																																																													
1TH	Maintained Switch+1k Pot																																																																																																													
2TH	Maintained Switch+5k Pot																																																																																																													
3TH	Maintained Switch+10k Pot																																																																																																													
4TH	Maintained Switch+25k Pot																																																																																																													
RK2	2 Button Rocker Switch Kit																																																																																																													
RK4	4 Button Rocker Switch Kit																																																																																																													
*DM3	Digital Control Module																																																																																																													

*Requires digital software systems integration

Surelok™ Liquid-Cooled Terminations



How to Order:

To order your Arc Tig Torch please follow the simple 9 stage process below:

1. Select the torch model
2. Select the switch option
3. Select the length of cable
4. Select the power connection
5. Select the rapid fit water feed connection
6. Select the rapid fit water return connection
7. Select the rapid fit gas connection
8. Select the quick fit switch plug
9. Select the starter kit

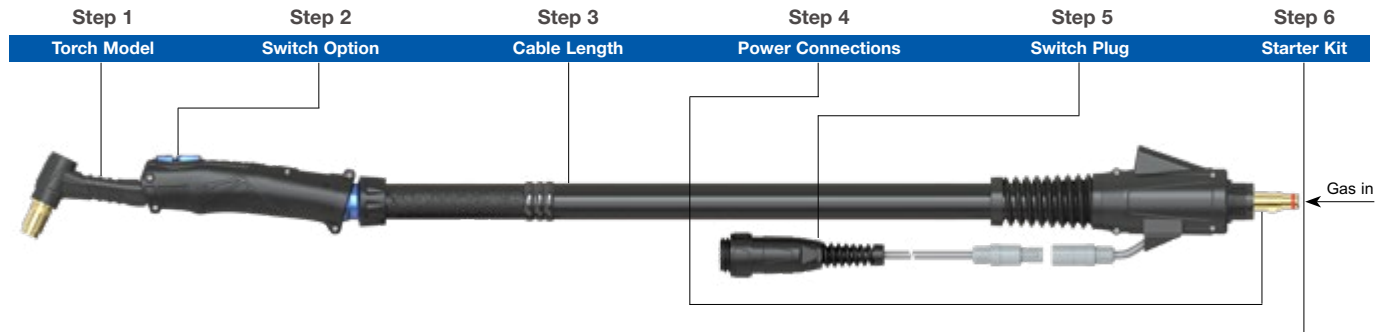
Example:

T3W-S1-4M-SL-QWF1-QWR1-QWGS5-ATP1/SCB2

T3W Arc Tig Torch x 4mt / 12.5ft with momentary switch, large Dinse Liquid-Cooled Surelok™ style 1/4" BSP Gas, QF 8.9mm water feed and return, 7 pin quick fit switch plug with small collet body starter kit 1.6mm-1/16".

Step 1	Step 2	Step 3	Step 4	Step 5	Step 6	Step 7	Step 8	Step 9																																																																																																																																						
Torch Model	Switch Option	Cable Length	Power Connections	Water Feed Hose	Water Return Hose	Gas Hose	Switch Plug	Starter Kit																																																																																																																																						
<table border="1"> <thead> <tr> <th>Code</th> <th>Description</th> </tr> </thead> <tbody> <tr> <td colspan="2">Liquid-Cooled</td> </tr> <tr> <td>T3W</td> <td>400A DC</td> </tr> <tr> <td>T4W</td> <td>450A DC</td> </tr> <tr> <td>T5W</td> <td>550A DC</td> </tr> <tr> <td>T3WFX</td> <td>400A DC Flex</td> </tr> <tr> <td>T4WFX</td> <td>450A DC Flex</td> </tr> <tr> <td>T5WFX</td> <td>550A DC Flex</td> </tr> </tbody> </table> <table border="1"> <thead> <tr> <th>Code</th> <th>Description</th> </tr> </thead> <tbody> <tr> <td>S1</td> <td>Momentary Kit</td> </tr> <tr> <td>S3</td> <td>3 Button Momentary Kit</td> </tr> <tr> <td>1KH</td> <td>1 Button Momentary+1k Pot</td> </tr> <tr> <td>2KH</td> <td>1 Button Momentary+5k Pot</td> </tr> <tr> <td>3KH</td> <td>1 Button Momentary+10k Pot</td> </tr> <tr> <td>4KH</td> <td>1 Button Momentary+25k Pot</td> </tr> <tr> <td>1TH</td> <td>Maintained Switch+1k Pot</td> </tr> <tr> <td>2TH</td> <td>Maintained Switch+5k Pot</td> </tr> <tr> <td>3TH</td> <td>Maintained Switch+10k Pot</td> </tr> <tr> <td>4TH</td> <td>Maintained Switch+25k Pot</td> </tr> <tr> <td>RK2</td> <td>2 Button Rocker Switch Kit</td> </tr> <tr> <td>RK4</td> <td>4 Button Rocker Switch Kit</td> </tr> <tr> <td>DM3</td> <td>Digital Control Module</td> </tr> </tbody> </table> <p>*Requires digital software systems integration</p> <table border="1"> <thead> <tr> <th>Code</th> <th>Description</th> </tr> </thead> <tbody> <tr> <td>4m</td> <td>4m Cable</td> </tr> <tr> <td>8m</td> <td>8m Cable</td> </tr> </tbody> </table>	Code	Description	Liquid-Cooled		T3W	400A DC	T4W	450A DC	T5W	550A DC	T3WFX	400A DC Flex	T4WFX	450A DC Flex	T5WFX	550A DC Flex	Code	Description	S1	Momentary Kit	S3	3 Button Momentary Kit	1KH	1 Button Momentary+1k Pot	2KH	1 Button Momentary+5k Pot	3KH	1 Button Momentary+10k Pot	4KH	1 Button Momentary+25k Pot	1TH	Maintained Switch+1k Pot	2TH	Maintained Switch+5k Pot	3TH	Maintained Switch+10k Pot	4TH	Maintained Switch+25k Pot	RK2	2 Button Rocker Switch Kit	RK4	4 Button Rocker Switch Kit	DM3	Digital Control Module	Code	Description	4m	4m Cable	8m	8m Cable			<table border="1"> <thead> <tr> <th colspan="2">Power Connections</th> </tr> <tr> <th>Code</th> <th>Description</th> </tr> </thead> <tbody> <tr> <td>SL1625</td> <td>Small Dinse Surelok™ Style</td> </tr> <tr> <td>SL</td> <td>Large Dinse Surelok™ Style</td> </tr> </tbody> </table> <table border="1"> <thead> <tr> <th colspan="2"># Water Feed Hose - Rapid Fit</th> </tr> <tr> <th>Code</th> <th>Description</th> </tr> </thead> <tbody> <tr> <td>QWF0</td> <td>Open</td> </tr> <tr> <td>QWF1</td> <td>Water Feed Hose c/w 8.9mm Quick Fit</td> </tr> <tr> <td>QWF2</td> <td>Water Feed Hose c/w 5/8" UNF LH</td> </tr> <tr> <td>QWF3</td> <td>Water Feed Hose c/w 3/8" BSP</td> </tr> <tr> <td>QWF4</td> <td>Water Feed Hose c/w M12 x 1.0</td> </tr> </tbody> </table> <table border="1"> <thead> <tr> <th colspan="2"># Water Return Hose - Rapid Fit</th> </tr> <tr> <th>Code</th> <th>Description</th> </tr> </thead> <tbody> <tr> <td>QWR0</td> <td>Open</td> </tr> <tr> <td>QWR1</td> <td>Water Return Hose c/w 8.9mm Quick Fit</td> </tr> <tr> <td>QWR2</td> <td>Water Return Hose c/w 5/8" UNF LH</td> </tr> <tr> <td>QWR3</td> <td>Water Return Hose c/w 3/8" BSP</td> </tr> <tr> <td>QWR4</td> <td>Water Return Hose c/w M12 x 1.0</td> </tr> </tbody> </table>	Power Connections		Code	Description	SL1625	Small Dinse Surelok™ Style	SL	Large Dinse Surelok™ Style	# Water Feed Hose - Rapid Fit		Code	Description	QWF0	Open	QWF1	Water Feed Hose c/w 8.9mm Quick Fit	QWF2	Water Feed Hose c/w 5/8" UNF LH	QWF3	Water Feed Hose c/w 3/8" BSP	QWF4	Water Feed Hose c/w M12 x 1.0	# Water Return Hose - Rapid Fit		Code	Description	QWR0	Open	QWR1	Water Return Hose c/w 8.9mm Quick Fit	QWR2	Water Return Hose c/w 5/8" UNF LH	QWR3	Water Return Hose c/w 3/8" BSP	QWR4	Water Return Hose c/w M12 x 1.0			<table border="1"> <thead> <tr> <th colspan="2"># Gas Supply Hose - Rapid Fit</th> </tr> <tr> <th>Code</th> <th>Description</th> </tr> </thead> <tbody> <tr> <td>QGS0</td> <td>Open</td> </tr> <tr> <td>QGS1</td> <td>Gas Supply Hose c/w 3/8" BSP</td> </tr> <tr> <td>QGS2</td> <td>Gas Supply Hose c/w 5.0mm Quick Fit</td> </tr> <tr> <td>QGS3</td> <td>Gas Supply Hose c/w 5.95mm Quick Fit</td> </tr> <tr> <td>QGS4</td> <td>Gas Supply Hose c/w 8.9mm Quick Fit</td> </tr> <tr> <td>QGS5</td> <td>Gas Supply Hose c/w 1/4" BSP</td> </tr> <tr> <td>QGS6</td> <td>Gas Supply Hose c/w M10 x 1.0</td> </tr> <tr> <td>QGS7</td> <td>Gas Supply Hose c/w 5/8" UNF RH</td> </tr> <tr> <td>QGS8</td> <td>Gas Supply Hose c/w M12 x 1.0</td> </tr> </tbody> </table> <table border="1"> <thead> <tr> <th>Code</th> <th>Description</th> </tr> </thead> <tbody> <tr> <td>ATP0</td> <td>Blank</td> </tr> <tr> <td>ATP1</td> <td>7 Pin Uniarc Quick Fit</td> </tr> <tr> <td>ATP2</td> <td>5 Pin Tuchel Plug Quick Fit</td> </tr> <tr> <td>ATP3</td> <td>3 Pin XS12 Series Plug Quick Fit</td> </tr> <tr> <td>ATP4</td> <td>5 Pin Amphenol Plug Quick Fit</td> </tr> <tr> <td>ATP5</td> <td>6 Pin Amphenol Plug Quick Fit</td> </tr> <tr> <td>ATP6</td> <td>7 Pin WS16 Series Plug Quick Fit</td> </tr> <tr> <td>ATP7</td> <td>14 Pin Amphenol Plug Quick Fit</td> </tr> <tr> <td>ATP8</td> <td>9 Pin SP21 Series Plug Quick Fit</td> </tr> <tr> <td>ATP9</td> <td>5 Pin WS16 Series Plug Quick Fit</td> </tr> <tr> <td>ATP10</td> <td>9 Pin Tuchel Plug Quick Fit</td> </tr> <tr> <td>ATP15</td> <td>7 Pin Amphenol Plug Quick Fit</td> </tr> </tbody> </table>	# Gas Supply Hose - Rapid Fit		Code	Description	QGS0	Open	QGS1	Gas Supply Hose c/w 3/8" BSP	QGS2	Gas Supply Hose c/w 5.0mm Quick Fit	QGS3	Gas Supply Hose c/w 5.95mm Quick Fit	QGS4	Gas Supply Hose c/w 8.9mm Quick Fit	QGS5	Gas Supply Hose c/w 1/4" BSP	QGS6	Gas Supply Hose c/w M10 x 1.0	QGS7	Gas Supply Hose c/w 5/8" UNF RH	QGS8	Gas Supply Hose c/w M12 x 1.0	Code	Description	ATP0	Blank	ATP1	7 Pin Uniarc Quick Fit	ATP2	5 Pin Tuchel Plug Quick Fit	ATP3	3 Pin XS12 Series Plug Quick Fit	ATP4	5 Pin Amphenol Plug Quick Fit	ATP5	6 Pin Amphenol Plug Quick Fit	ATP6	7 Pin WS16 Series Plug Quick Fit	ATP7	14 Pin Amphenol Plug Quick Fit	ATP8	9 Pin SP21 Series Plug Quick Fit	ATP9	5 Pin WS16 Series Plug Quick Fit	ATP10	9 Pin Tuchel Plug Quick Fit	ATP15	7 Pin Amphenol Plug Quick Fit		<p>Starter Kit</p> <p>Please refer to Page 30 for starter kits</p>
Code	Description																																																																																																																																													
Liquid-Cooled																																																																																																																																														
T3W	400A DC																																																																																																																																													
T4W	450A DC																																																																																																																																													
T5W	550A DC																																																																																																																																													
T3WFX	400A DC Flex																																																																																																																																													
T4WFX	450A DC Flex																																																																																																																																													
T5WFX	550A DC Flex																																																																																																																																													
Code	Description																																																																																																																																													
S1	Momentary Kit																																																																																																																																													
S3	3 Button Momentary Kit																																																																																																																																													
1KH	1 Button Momentary+1k Pot																																																																																																																																													
2KH	1 Button Momentary+5k Pot																																																																																																																																													
3KH	1 Button Momentary+10k Pot																																																																																																																																													
4KH	1 Button Momentary+25k Pot																																																																																																																																													
1TH	Maintained Switch+1k Pot																																																																																																																																													
2TH	Maintained Switch+5k Pot																																																																																																																																													
3TH	Maintained Switch+10k Pot																																																																																																																																													
4TH	Maintained Switch+25k Pot																																																																																																																																													
RK2	2 Button Rocker Switch Kit																																																																																																																																													
RK4	4 Button Rocker Switch Kit																																																																																																																																													
DM3	Digital Control Module																																																																																																																																													
Code	Description																																																																																																																																													
4m	4m Cable																																																																																																																																													
8m	8m Cable																																																																																																																																													
Power Connections																																																																																																																																														
Code	Description																																																																																																																																													
SL1625	Small Dinse Surelok™ Style																																																																																																																																													
SL	Large Dinse Surelok™ Style																																																																																																																																													
# Water Feed Hose - Rapid Fit																																																																																																																																														
Code	Description																																																																																																																																													
QWF0	Open																																																																																																																																													
QWF1	Water Feed Hose c/w 8.9mm Quick Fit																																																																																																																																													
QWF2	Water Feed Hose c/w 5/8" UNF LH																																																																																																																																													
QWF3	Water Feed Hose c/w 3/8" BSP																																																																																																																																													
QWF4	Water Feed Hose c/w M12 x 1.0																																																																																																																																													
# Water Return Hose - Rapid Fit																																																																																																																																														
Code	Description																																																																																																																																													
QWR0	Open																																																																																																																																													
QWR1	Water Return Hose c/w 8.9mm Quick Fit																																																																																																																																													
QWR2	Water Return Hose c/w 5/8" UNF LH																																																																																																																																													
QWR3	Water Return Hose c/w 3/8" BSP																																																																																																																																													
QWR4	Water Return Hose c/w M12 x 1.0																																																																																																																																													
# Gas Supply Hose - Rapid Fit																																																																																																																																														
Code	Description																																																																																																																																													
QGS0	Open																																																																																																																																													
QGS1	Gas Supply Hose c/w 3/8" BSP																																																																																																																																													
QGS2	Gas Supply Hose c/w 5.0mm Quick Fit																																																																																																																																													
QGS3	Gas Supply Hose c/w 5.95mm Quick Fit																																																																																																																																													
QGS4	Gas Supply Hose c/w 8.9mm Quick Fit																																																																																																																																													
QGS5	Gas Supply Hose c/w 1/4" BSP																																																																																																																																													
QGS6	Gas Supply Hose c/w M10 x 1.0																																																																																																																																													
QGS7	Gas Supply Hose c/w 5/8" UNF RH																																																																																																																																													
QGS8	Gas Supply Hose c/w M12 x 1.0																																																																																																																																													
Code	Description																																																																																																																																													
ATP0	Blank																																																																																																																																													
ATP1	7 Pin Uniarc Quick Fit																																																																																																																																													
ATP2	5 Pin Tuchel Plug Quick Fit																																																																																																																																													
ATP3	3 Pin XS12 Series Plug Quick Fit																																																																																																																																													
ATP4	5 Pin Amphenol Plug Quick Fit																																																																																																																																													
ATP5	6 Pin Amphenol Plug Quick Fit																																																																																																																																													
ATP6	7 Pin WS16 Series Plug Quick Fit																																																																																																																																													
ATP7	14 Pin Amphenol Plug Quick Fit																																																																																																																																													
ATP8	9 Pin SP21 Series Plug Quick Fit																																																																																																																																													
ATP9	5 Pin WS16 Series Plug Quick Fit																																																																																																																																													
ATP10	9 Pin Tuchel Plug Quick Fit																																																																																																																																													
ATP15	7 Pin Amphenol Plug Quick Fit																																																																																																																																													

Surelok™ GT Air-Cooled Terminations



How to Order

To order your Arc Tig Torch please follow the simple 6 stage process below:

1. Select the torch model
2. Select the switch option
3. Select the length of cable
4. Select the power connection
5. Select the quick fit switch plug
6. Select the starter kit



Example:

T2-S1-4M-GT-ATP1/SCB2

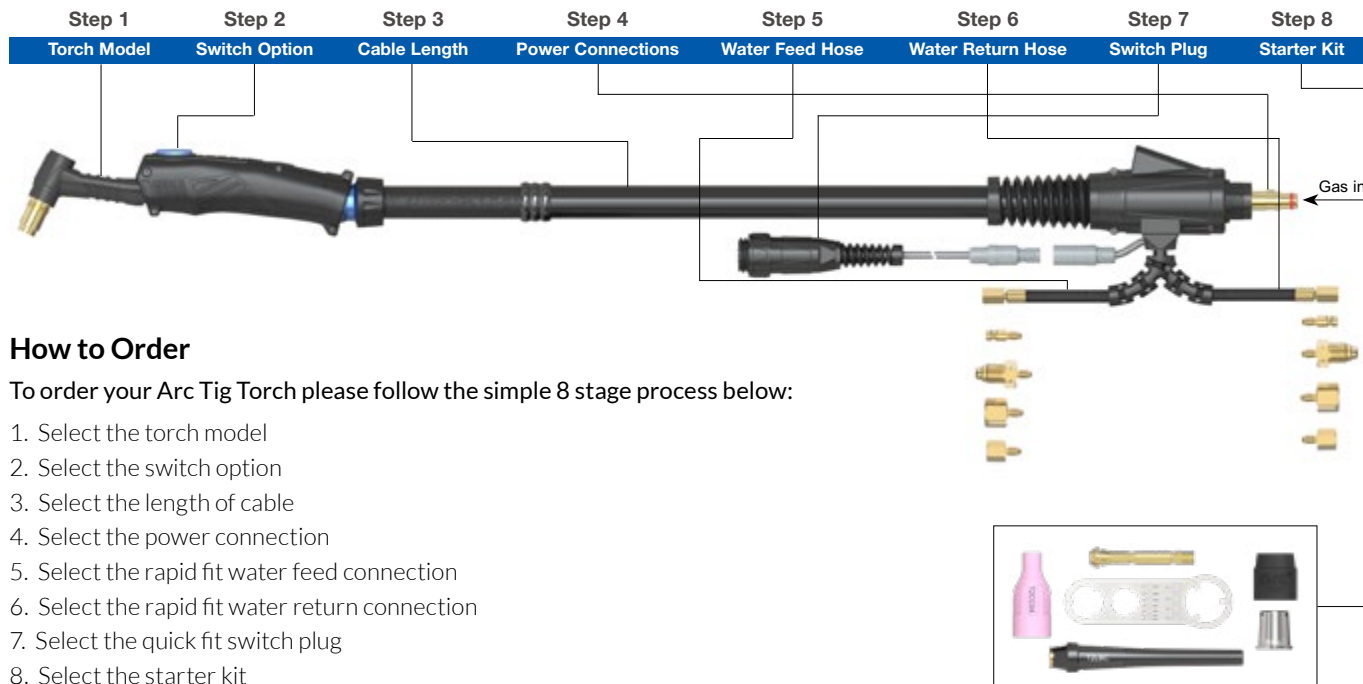
T2 Arc Tig Torch x 4mt / 12.5ft with momentary switch, large Dinse Air-Cooled Surelok™ GT Gas Through style and 7 pin quick fit switch plug with small collet body starter kit 1.6mm-1/16".

Step 1 Torch Model		Step 2 Switch Option		Step 3 Cable Length		Step 4 Power Connections		Step 5 Switch Plug		Step 6 Starter Kit	
Code	Description	Code	Description	Code	Description	Code	Description	Code	Description	Code	Description
Air-Cooled				4m	4m Cable			ATP0	Blank		
T2	190A DC			8m	8m Cable			ATP10	9 Pin Tuchel Plug Quick Fit		
T2FX	180A DC Flex										
T3	240A DC										
T3FX	220A DC Flex										
Power Connections											
Code	Description										
GT	Large Dinse Gas Through Surelok™ Style										
Starter Kit											
Please refer to Page 30 for starter kits											

Code	Description
S1	Momentary Kit
S3	3 Button Momentary Kit
1KH	1 Button Momentary+1k Pot
2KH	1 Button Momentary+5k Pot
3KH	1 Button Momentary+10k Pot
4KH	1 Button Momentary+25k Pot
1TH	Maintained Switch+1k Pot
2TH	Maintained Switch+5k Pot
3TH	Maintained Switch+10k Pot
4TH	Maintained Switch+25k Pot
RK2	2 Button Rocker Switch Kit
RK4	4 Button Rocker Switch Kit
-DM3	Digital Control Module

*Requires digital software systems integration

Surelok™ GT Liquid-Cooled Terminations



How to Order

To order your Arc Tig Torch please follow the simple 8 stage process below:

1. Select the torch model
2. Select the switch option
3. Select the length of cable
4. Select the power connection
5. Select the rapid fit water feed connection
6. Select the rapid fit water return connection
7. Select the quick fit switch plug
8. Select the starter kit

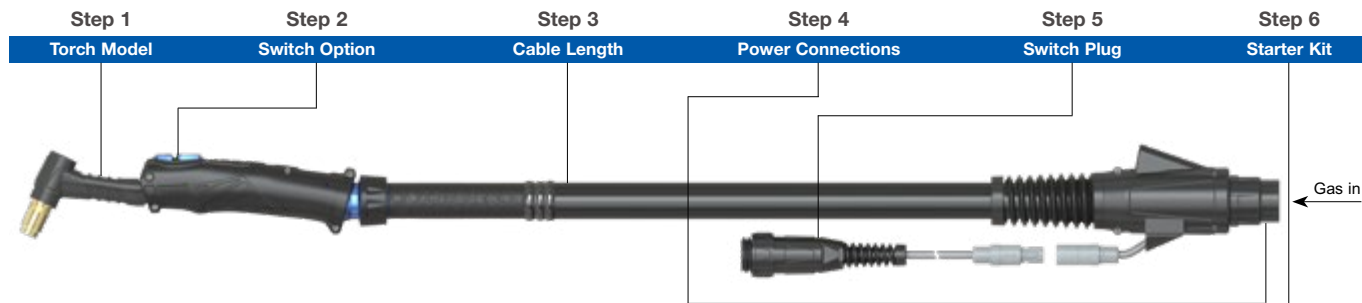
Example:

T3W-S1-4M-SL-GT-QWF1-QWR1-ATP1/MCB2

T3W Arc Tig Torch x 4mt / 12.5ft with momentary switch, large Dinse Liquid-Cooled Surelok™ GT Gas Through Style , QF 8.9mm water feed and return, 7 pin quick fit switch plug with medium collet body starter kit 1.6mm-1/16".

Step 1	Step 2	Step 3	Step 4	Step 5	Step 6	Step 7	Step 8																																																																																										
Torch Model	Switch Option	Cable Length	Power Connections	Water Feed Hose	Water Return Hose	Switch Plug	Starter Kit																																																																																										
<table border="1"> <thead> <tr> <th>Code</th> <th>Description</th> </tr> </thead> <tbody> <tr> <td colspan="2">Liquid-Cooled</td> </tr> <tr> <td>T3W</td> <td>400A DC</td> </tr> <tr> <td>T4W</td> <td>450A DC</td> </tr> <tr> <td>T5W</td> <td>550A DC</td> </tr> <tr> <td>T3WFX</td> <td>400A DC Flex</td> </tr> <tr> <td>T4WFX</td> <td>450A DC Flex</td> </tr> <tr> <td>T5WFX</td> <td>550A DC Flex</td> </tr> </tbody> </table>	Code	Description	Liquid-Cooled		T3W	400A DC	T4W	450A DC	T5W	550A DC	T3WFX	400A DC Flex	T4WFX	450A DC Flex	T5WFX	550A DC Flex	<table border="1"> <thead> <tr> <th>Code</th> <th>Description</th> </tr> </thead> <tbody> <tr> <td>S1</td> <td>Momentary Kit</td> </tr> <tr> <td>S3</td> <td>3 Button Momentary Kit</td> </tr> <tr> <td>1KH</td> <td>1 Button Momentary+1k Pot</td> </tr> <tr> <td>2KH</td> <td>1 Button Momentary+5k Pot</td> </tr> <tr> <td>3KH</td> <td>1 Button Momentary+10k Pot</td> </tr> <tr> <td>4KH</td> <td>1 Button Momentary+25k Pot</td> </tr> <tr> <td>1TH</td> <td>Maintained Switch+1k Pot</td> </tr> <tr> <td>2TH</td> <td>Maintained Switch+5k Pot</td> </tr> <tr> <td>3TH</td> <td>Maintained Switch+10k Pot</td> </tr> <tr> <td>4TH</td> <td>Maintained Switch+25k Pot</td> </tr> <tr> <td>RK2</td> <td>2 Button Rocker Switch Kit</td> </tr> <tr> <td>RK4</td> <td>4 Button Rocker Switch Kit</td> </tr> <tr> <td>*DM3</td> <td>Digital Control Module</td> </tr> </tbody> </table> <p><small>*Requires digital software systems integration</small></p>	Code	Description	S1	Momentary Kit	S3	3 Button Momentary Kit	1KH	1 Button Momentary+1k Pot	2KH	1 Button Momentary+5k Pot	3KH	1 Button Momentary+10k Pot	4KH	1 Button Momentary+25k Pot	1TH	Maintained Switch+1k Pot	2TH	Maintained Switch+5k Pot	3TH	Maintained Switch+10k Pot	4TH	Maintained Switch+25k Pot	RK2	2 Button Rocker Switch Kit	RK4	4 Button Rocker Switch Kit	*DM3	Digital Control Module	<table border="1"> <thead> <tr> <th>Code</th> <th>Description</th> </tr> </thead> <tbody> <tr> <td>4m</td> <td>4m Cable</td> </tr> <tr> <td>8m</td> <td>8m Cable</td> </tr> </tbody> </table>	Code	Description	4m	4m Cable	8m	8m Cable	<table border="1"> <thead> <tr> <th colspan="2">Power Connections</th> </tr> <tr> <th>Code</th> <th>Description</th> </tr> </thead> <tbody> <tr> <td>GT</td> <td>Large Dinse Gas Through Surelok™ Style</td> </tr> </tbody> </table>	Power Connections		Code	Description	GT	Large Dinse Gas Through Surelok™ Style	<table border="1"> <thead> <tr> <th colspan="2"># Water Feed Hose - Rapid Fit</th> </tr> <tr> <th>Code</th> <th>Description</th> </tr> </thead> <tbody> <tr> <td>QWF0</td> <td>Open</td> </tr> <tr> <td>QWF1</td> <td>Water Feed Hose c/w 8.9mm Quick Fit</td> </tr> <tr> <td>QWF2</td> <td>Water Feed Hose c/w 5/8" UNF LH</td> </tr> <tr> <td>QWF3</td> <td>Water Feed Hose c/w 3/8" BSP</td> </tr> <tr> <td>QWF4</td> <td>Water Feed Hose c/w M12 x 1.0</td> </tr> </tbody> </table>	# Water Feed Hose - Rapid Fit		Code	Description	QWF0	Open	QWF1	Water Feed Hose c/w 8.9mm Quick Fit	QWF2	Water Feed Hose c/w 5/8" UNF LH	QWF3	Water Feed Hose c/w 3/8" BSP	QWF4	Water Feed Hose c/w M12 x 1.0	<table border="1"> <thead> <tr> <th colspan="2"># Water Return Hose - Rapid Fit</th> </tr> <tr> <th>Code</th> <th>Description</th> </tr> </thead> <tbody> <tr> <td>QWR0</td> <td>Open</td> </tr> <tr> <td>QWR1</td> <td>Water Return Hose c/w 8.9mm Quick Fit</td> </tr> <tr> <td>QWR2</td> <td>Water Return Hose c/w 5/8" UNF LH</td> </tr> <tr> <td>QWR3</td> <td>Water Return Hose c/w 3/8" BSP</td> </tr> <tr> <td>QWR4</td> <td>Water Return Hose c/w M12 x 1.0</td> </tr> </tbody> </table>	# Water Return Hose - Rapid Fit		Code	Description	QWR0	Open	QWR1	Water Return Hose c/w 8.9mm Quick Fit	QWR2	Water Return Hose c/w 5/8" UNF LH	QWR3	Water Return Hose c/w 3/8" BSP	QWR4	Water Return Hose c/w M12 x 1.0	<table border="1"> <thead> <tr> <th>Code</th> <th>Description</th> </tr> </thead> <tbody> <tr> <td>ATP0</td> <td>Blank</td> </tr> <tr> <td>ATP10</td> <td>9 Pin Tichel Plug Quick Fit</td> </tr> </tbody> </table>	Code	Description	ATP0	Blank	ATP10	9 Pin Tichel Plug Quick Fit	<p>Starter Kit</p> <p>Please refer to Page 30 for starter kits</p>
Code	Description																																																																																																
Liquid-Cooled																																																																																																	
T3W	400A DC																																																																																																
T4W	450A DC																																																																																																
T5W	550A DC																																																																																																
T3WFX	400A DC Flex																																																																																																
T4WFX	450A DC Flex																																																																																																
T5WFX	550A DC Flex																																																																																																
Code	Description																																																																																																
S1	Momentary Kit																																																																																																
S3	3 Button Momentary Kit																																																																																																
1KH	1 Button Momentary+1k Pot																																																																																																
2KH	1 Button Momentary+5k Pot																																																																																																
3KH	1 Button Momentary+10k Pot																																																																																																
4KH	1 Button Momentary+25k Pot																																																																																																
1TH	Maintained Switch+1k Pot																																																																																																
2TH	Maintained Switch+5k Pot																																																																																																
3TH	Maintained Switch+10k Pot																																																																																																
4TH	Maintained Switch+25k Pot																																																																																																
RK2	2 Button Rocker Switch Kit																																																																																																
RK4	4 Button Rocker Switch Kit																																																																																																
*DM3	Digital Control Module																																																																																																
Code	Description																																																																																																
4m	4m Cable																																																																																																
8m	8m Cable																																																																																																
Power Connections																																																																																																	
Code	Description																																																																																																
GT	Large Dinse Gas Through Surelok™ Style																																																																																																
# Water Feed Hose - Rapid Fit																																																																																																	
Code	Description																																																																																																
QWF0	Open																																																																																																
QWF1	Water Feed Hose c/w 8.9mm Quick Fit																																																																																																
QWF2	Water Feed Hose c/w 5/8" UNF LH																																																																																																
QWF3	Water Feed Hose c/w 3/8" BSP																																																																																																
QWF4	Water Feed Hose c/w M12 x 1.0																																																																																																
# Water Return Hose - Rapid Fit																																																																																																	
Code	Description																																																																																																
QWR0	Open																																																																																																
QWR1	Water Return Hose c/w 8.9mm Quick Fit																																																																																																
QWR2	Water Return Hose c/w 5/8" UNF LH																																																																																																
QWR3	Water Return Hose c/w 3/8" BSP																																																																																																
QWR4	Water Return Hose c/w M12 x 1.0																																																																																																
Code	Description																																																																																																
ATP0	Blank																																																																																																
ATP10	9 Pin Tichel Plug Quick Fit																																																																																																

Surelok™ QD Air-Cooled Terminations



How to Order

To order your Arc Tig Torch please follow the simple 6 stage process below:

1. Select the torch model
2. Select the switch option
3. Select the length of cable
4. Select the power connection
5. Select the quick fit switch plug
6. Select the starter kit



Example:

T2-S1-4M-QD1-ATP1/MCB2

T2 Arc Tig Torch x 4mt / 12.5ft with momentary switch, Air-Cooled Surelok™ QD Gas Through 1/4" BSP and 7 pin quick fit switch plug with medium collet body starter kit 1.6mm-1/16".

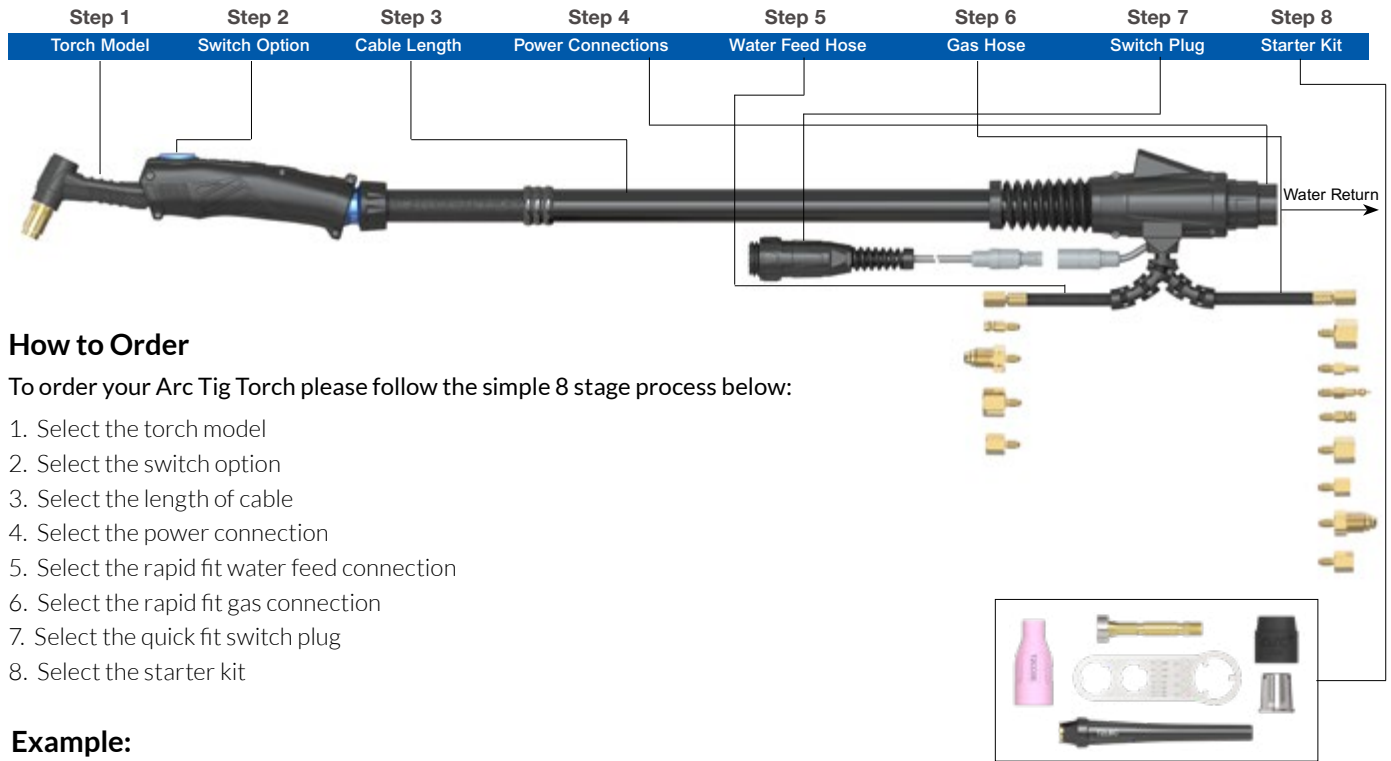
Step 1 Torch Model		Step 2 Switch Option		Step 3 Cable Length		Step 4 Power Connections		Step 5 Switch Plug		Step 6 Starter Kit	
Code	Description			Code	Description			Code	Description		
Air-Cooled				4m	4m Cable			ATP0	Blank		
T2	190A DC			8m	8m Cable			ATP1	7 Pin Uniarc Quick Fit		
T2FX	180A DC Flex							ATP2	5 Pin Tuchel Plug Quick Fit		
T3	240A DC							ATP3	3 Pin XS12 Series Plug Quick Fit		
T3FX	220A DC Flex							ATP4	5 Pin Amphenol Plug Quick Fit		
								ATP5	6 Pin Amphenol Plug Quick Fit		
								ATP6	7 Pin WS16 Series Plug Quick Fit		
								ATP7	14 Pin Amphenol Plug Quick Fit		
								ATP8	9 Pin SP21 Series Plug Quick Fit		
								ATP9	5 Pin WS16 Series Plug Quick Fit		
								ATP10	9 Pin Tuchel Plug Quick Fit		
								ATP15	7 Pin Amphenol Plug Quick Fit		
Code	Description										
S1	Momentary Kit										
S3	3 Button Momentary Kit										
1KH	1 Button Momentary+1k Pot										
2KH	1 Button Momentary+5k Pot										
3KH	1 Button Momentary+10k Pot										
4KH	1 Button Momentary+25k Pot										
1TH	Maintained Switch+1k Pot										
2TH	Maintained Switch+5k Pot										
3TH	Maintained Switch+10k Pot										
4TH	Maintained Switch+25k Pot										
RK2	2 Button Rocker Switch Kit										
RK4	4 Button Rocker Switch Kit										
DM3	Digital Control Module										

*Requires digital software systems integration

Starter Kit

Please refer to Page 30 for starter kits

Surelok™ QD Liquid-Cooled Terminations



How to Order

To order your Arc Tig Torch please follow the simple 8 stage process below:

1. Select the torch model
2. Select the switch option
3. Select the length of cable
4. Select the power connection
5. Select the rapid fit water feed connection
6. Select the rapid fit gas connection
7. Select the quick fit switch plug
8. Select the starter kit

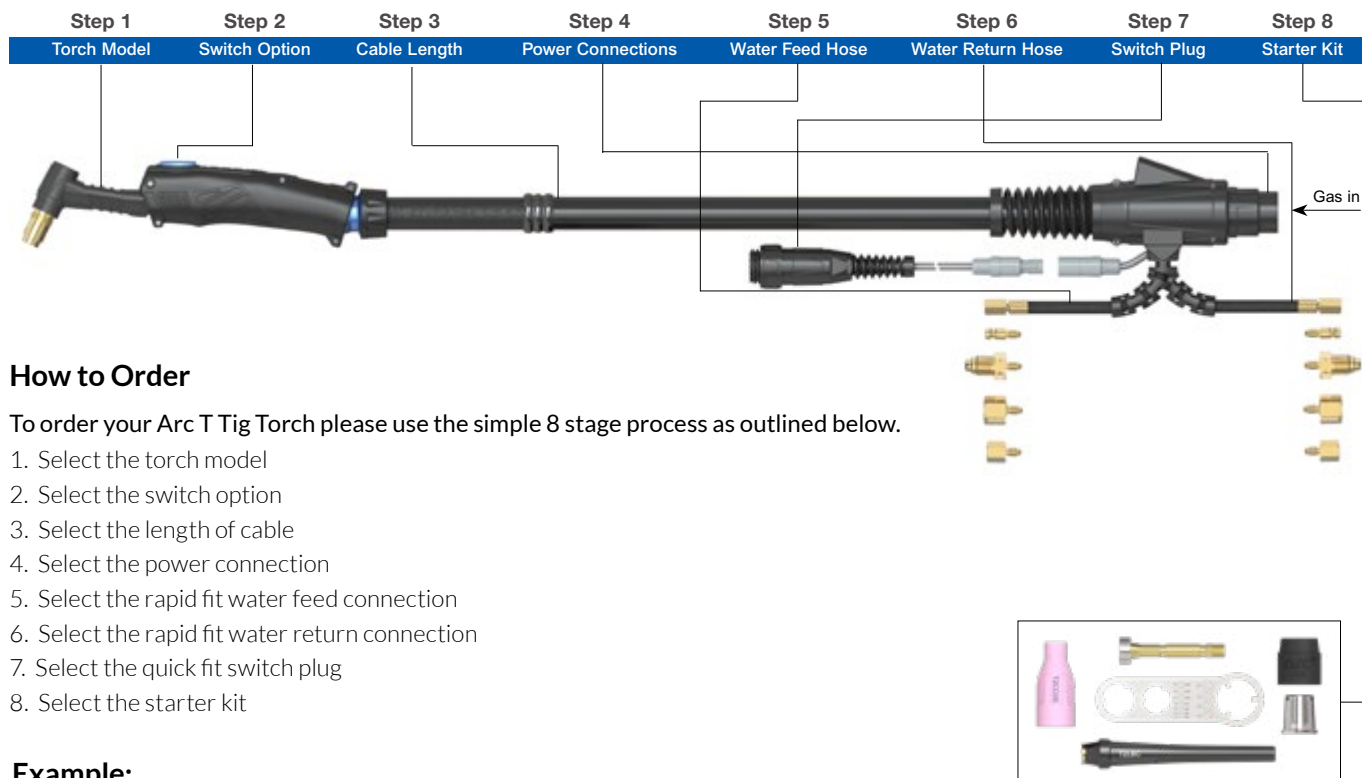
Example:

T3W-S1-4M-QD1-QWF1-QGS5-ATP1/MGL2

T3W Arc Tig Torch x 4mt / 12.5ft with momentary switch, Liquid-Cooled Surelok™ QD 1/4" BSP, QF 8.9mm water feed, 1/4" BSP Gas Supply, 7 pin quick fit switch plug with medium gas lens body starter kit 1.6mm-1/16".

Step 1	Step 2	Step 3	Step 4	Step 5	Step 6	Step 7	Step 8																																																																																																																											
Torch Model	Switch Option	Cable Length	Power Connections	Water Feed Hose	Gas Hose	Switch Plug	Starter Kit																																																																																																																											
<table border="1"> <thead> <tr> <th>Code</th> <th>Description</th> </tr> </thead> <tbody> <tr> <td colspan="2">Liquid-Cooled</td> </tr> <tr> <td>T3W</td> <td>400A DC</td> </tr> <tr> <td>T4W</td> <td>450A DC</td> </tr> <tr> <td>T5W</td> <td>550A DC</td> </tr> <tr> <td>T3WFX</td> <td>400A DC Flex</td> </tr> <tr> <td>T4WFX</td> <td>450A DC Flex</td> </tr> <tr> <td>T5WFX</td> <td>550A DC Flex</td> </tr> </tbody> </table>	Code	Description	Liquid-Cooled		T3W	400A DC	T4W	450A DC	T5W	550A DC	T3WFX	400A DC Flex	T4WFX	450A DC Flex	T5WFX	550A DC Flex	<table border="1"> <thead> <tr> <th>Code</th> <th>Description</th> </tr> </thead> <tbody> <tr> <td>S1</td> <td>Momentary Kit</td> </tr> <tr> <td>S3</td> <td>3 Button Momentary Kit</td> </tr> <tr> <td>1KH</td> <td>1 Button Momentary+1k Pot</td> </tr> <tr> <td>2KH</td> <td>1 Button Momentary+5k Pot</td> </tr> <tr> <td>3KH</td> <td>1 Button Momentary+10k Pot</td> </tr> <tr> <td>4KH</td> <td>1 Button Momentary+25k Pot</td> </tr> <tr> <td>1TH</td> <td>Maintained Switch+1k Pot</td> </tr> <tr> <td>2TH</td> <td>Maintained Switch+5k Pot</td> </tr> <tr> <td>3TH</td> <td>Maintained Switch+10k Pot</td> </tr> <tr> <td>4TH</td> <td>Maintained Switch+25k Pot</td> </tr> <tr> <td>RK2</td> <td>2 Button Rocker Switch Kit</td> </tr> <tr> <td>RK4</td> <td>4 Button Rocker Switch Kit</td> </tr> <tr> <td>DM3</td> <td>Digital Control Module</td> </tr> </tbody> </table> <p>*Requires digital software systems integration</p>	Code	Description	S1	Momentary Kit	S3	3 Button Momentary Kit	1KH	1 Button Momentary+1k Pot	2KH	1 Button Momentary+5k Pot	3KH	1 Button Momentary+10k Pot	4KH	1 Button Momentary+25k Pot	1TH	Maintained Switch+1k Pot	2TH	Maintained Switch+5k Pot	3TH	Maintained Switch+10k Pot	4TH	Maintained Switch+25k Pot	RK2	2 Button Rocker Switch Kit	RK4	4 Button Rocker Switch Kit	DM3	Digital Control Module	<table border="1"> <thead> <tr> <th>Code</th> <th>Description</th> </tr> </thead> <tbody> <tr> <td>4m</td> <td>4m Cable</td> </tr> <tr> <td>8m</td> <td>8m Cable</td> </tr> </tbody> </table>	Code	Description	4m	4m Cable	8m	8m Cable	<table border="1"> <thead> <tr> <th colspan="2">Power Connections</th> </tr> <tr> <th>Code</th> <th>Description</th> </tr> </thead> <tbody> <tr> <td>QD1</td> <td>Surelok™ QD 1/4"BSP</td> </tr> <tr> <td>QD2</td> <td>Surelok™ QD 3/8"BSP</td> </tr> <tr> <td>QD3</td> <td>Surelok™ QD M12 x 1.0</td> </tr> <tr> <td>QD4</td> <td>Surelok™ QD M16 x 1.5</td> </tr> </tbody> </table>	Power Connections		Code	Description	QD1	Surelok™ QD 1/4"BSP	QD2	Surelok™ QD 3/8"BSP	QD3	Surelok™ QD M12 x 1.0	QD4	Surelok™ QD M16 x 1.5	<table border="1"> <thead> <tr> <th colspan="2"># Water Feed Hose - Rapid Fit</th> </tr> <tr> <th>Code</th> <th>Description</th> </tr> </thead> <tbody> <tr> <td>QWF0</td> <td>Open</td> </tr> <tr> <td>QWF1</td> <td>Water Feed Hose c/w 8.9mm Quick Fit</td> </tr> <tr> <td>QWF2</td> <td>Water Feed Hose c/w 5/8" UNF LH</td> </tr> <tr> <td>QWF3</td> <td>Water Feed Hose c/w 3/8" BSP</td> </tr> <tr> <td>QWF4</td> <td>Water Feed Hose c/w M12 x 1.0</td> </tr> </tbody> </table>	# Water Feed Hose - Rapid Fit		Code	Description	QWF0	Open	QWF1	Water Feed Hose c/w 8.9mm Quick Fit	QWF2	Water Feed Hose c/w 5/8" UNF LH	QWF3	Water Feed Hose c/w 3/8" BSP	QWF4	Water Feed Hose c/w M12 x 1.0	<table border="1"> <thead> <tr> <th colspan="2"># Gas Supply Hose - Rapid Fit</th> </tr> <tr> <th>Code</th> <th>Description</th> </tr> </thead> <tbody> <tr> <td>QGS0</td> <td>Open</td> </tr> <tr> <td>QGS1</td> <td>Gas Supply Hose c/w 3/8" BSP</td> </tr> <tr> <td>QGS2</td> <td>Gas Supply Hose c/w 5.0mm Quick Fit</td> </tr> <tr> <td>QGS3</td> <td>Gas Supply Hose c/w 5.95mm Quick Fit</td> </tr> <tr> <td>QGS4</td> <td>Gas Supply Hose c/w 8.9mm Quick Fit</td> </tr> <tr> <td>QGS5</td> <td>Gas Supply Hose c/w 1/4" BSP</td> </tr> <tr> <td>QGS6</td> <td>Gas Supply Hose c/w M10 x 1.0</td> </tr> <tr> <td>QGS7</td> <td>Gas Supply Hose c/w 5/8" UNF RH</td> </tr> <tr> <td>QGS8</td> <td>Gas Supply Hose c/w M12 x 1.0</td> </tr> </tbody> </table>	# Gas Supply Hose - Rapid Fit		Code	Description	QGS0	Open	QGS1	Gas Supply Hose c/w 3/8" BSP	QGS2	Gas Supply Hose c/w 5.0mm Quick Fit	QGS3	Gas Supply Hose c/w 5.95mm Quick Fit	QGS4	Gas Supply Hose c/w 8.9mm Quick Fit	QGS5	Gas Supply Hose c/w 1/4" BSP	QGS6	Gas Supply Hose c/w M10 x 1.0	QGS7	Gas Supply Hose c/w 5/8" UNF RH	QGS8	Gas Supply Hose c/w M12 x 1.0	<table border="1"> <thead> <tr> <th>Code</th> <th>Description</th> </tr> </thead> <tbody> <tr> <td>ATP0</td> <td>Blank</td> </tr> <tr> <td>ATP1</td> <td>7 Pin Uniarc Quick Fit</td> </tr> <tr> <td>ATP2</td> <td>5 Pin Tuchel Plug Quick Fit</td> </tr> <tr> <td>ATP3</td> <td>3 Pin XS12 Series Plug Quick Fit</td> </tr> <tr> <td>ATP4</td> <td>5 Pin Amphenol Plug Quick Fit</td> </tr> <tr> <td>ATP5</td> <td>6 Pin Amphenol Plug Quick Fit</td> </tr> <tr> <td>ATP6</td> <td>7 Pin WS16 Series Plug Quick Fit</td> </tr> <tr> <td>ATP7</td> <td>14 Pin Amphenol Plug Quick Fit</td> </tr> <tr> <td>ATP8</td> <td>9 Pin SP21 Series Plug Quick Fit</td> </tr> <tr> <td>ATP9</td> <td>5 Pin WS16 Series Plug Quick Fit</td> </tr> <tr> <td>ATP10</td> <td>9 Pin Tuchel Plug Quick Fit</td> </tr> <tr> <td>ATP15</td> <td>7 Pin Amphenol Plug Quick Fit</td> </tr> </tbody> </table> <p>Starter Kit</p> <p>Please refer to Page 30 for starter kits</p>	Code	Description	ATP0	Blank	ATP1	7 Pin Uniarc Quick Fit	ATP2	5 Pin Tuchel Plug Quick Fit	ATP3	3 Pin XS12 Series Plug Quick Fit	ATP4	5 Pin Amphenol Plug Quick Fit	ATP5	6 Pin Amphenol Plug Quick Fit	ATP6	7 Pin WS16 Series Plug Quick Fit	ATP7	14 Pin Amphenol Plug Quick Fit	ATP8	9 Pin SP21 Series Plug Quick Fit	ATP9	5 Pin WS16 Series Plug Quick Fit	ATP10	9 Pin Tuchel Plug Quick Fit	ATP15	7 Pin Amphenol Plug Quick Fit
Code	Description																																																																																																																																	
Liquid-Cooled																																																																																																																																		
T3W	400A DC																																																																																																																																	
T4W	450A DC																																																																																																																																	
T5W	550A DC																																																																																																																																	
T3WFX	400A DC Flex																																																																																																																																	
T4WFX	450A DC Flex																																																																																																																																	
T5WFX	550A DC Flex																																																																																																																																	
Code	Description																																																																																																																																	
S1	Momentary Kit																																																																																																																																	
S3	3 Button Momentary Kit																																																																																																																																	
1KH	1 Button Momentary+1k Pot																																																																																																																																	
2KH	1 Button Momentary+5k Pot																																																																																																																																	
3KH	1 Button Momentary+10k Pot																																																																																																																																	
4KH	1 Button Momentary+25k Pot																																																																																																																																	
1TH	Maintained Switch+1k Pot																																																																																																																																	
2TH	Maintained Switch+5k Pot																																																																																																																																	
3TH	Maintained Switch+10k Pot																																																																																																																																	
4TH	Maintained Switch+25k Pot																																																																																																																																	
RK2	2 Button Rocker Switch Kit																																																																																																																																	
RK4	4 Button Rocker Switch Kit																																																																																																																																	
DM3	Digital Control Module																																																																																																																																	
Code	Description																																																																																																																																	
4m	4m Cable																																																																																																																																	
8m	8m Cable																																																																																																																																	
Power Connections																																																																																																																																		
Code	Description																																																																																																																																	
QD1	Surelok™ QD 1/4"BSP																																																																																																																																	
QD2	Surelok™ QD 3/8"BSP																																																																																																																																	
QD3	Surelok™ QD M12 x 1.0																																																																																																																																	
QD4	Surelok™ QD M16 x 1.5																																																																																																																																	
# Water Feed Hose - Rapid Fit																																																																																																																																		
Code	Description																																																																																																																																	
QWF0	Open																																																																																																																																	
QWF1	Water Feed Hose c/w 8.9mm Quick Fit																																																																																																																																	
QWF2	Water Feed Hose c/w 5/8" UNF LH																																																																																																																																	
QWF3	Water Feed Hose c/w 3/8" BSP																																																																																																																																	
QWF4	Water Feed Hose c/w M12 x 1.0																																																																																																																																	
# Gas Supply Hose - Rapid Fit																																																																																																																																		
Code	Description																																																																																																																																	
QGS0	Open																																																																																																																																	
QGS1	Gas Supply Hose c/w 3/8" BSP																																																																																																																																	
QGS2	Gas Supply Hose c/w 5.0mm Quick Fit																																																																																																																																	
QGS3	Gas Supply Hose c/w 5.95mm Quick Fit																																																																																																																																	
QGS4	Gas Supply Hose c/w 8.9mm Quick Fit																																																																																																																																	
QGS5	Gas Supply Hose c/w 1/4" BSP																																																																																																																																	
QGS6	Gas Supply Hose c/w M10 x 1.0																																																																																																																																	
QGS7	Gas Supply Hose c/w 5/8" UNF RH																																																																																																																																	
QGS8	Gas Supply Hose c/w M12 x 1.0																																																																																																																																	
Code	Description																																																																																																																																	
ATP0	Blank																																																																																																																																	
ATP1	7 Pin Uniarc Quick Fit																																																																																																																																	
ATP2	5 Pin Tuchel Plug Quick Fit																																																																																																																																	
ATP3	3 Pin XS12 Series Plug Quick Fit																																																																																																																																	
ATP4	5 Pin Amphenol Plug Quick Fit																																																																																																																																	
ATP5	6 Pin Amphenol Plug Quick Fit																																																																																																																																	
ATP6	7 Pin WS16 Series Plug Quick Fit																																																																																																																																	
ATP7	14 Pin Amphenol Plug Quick Fit																																																																																																																																	
ATP8	9 Pin SP21 Series Plug Quick Fit																																																																																																																																	
ATP9	5 Pin WS16 Series Plug Quick Fit																																																																																																																																	
ATP10	9 Pin Tuchel Plug Quick Fit																																																																																																																																	
ATP15	7 Pin Amphenol Plug Quick Fit																																																																																																																																	

Surelok™ QD5 Liquid-Cooled Terminations



How to Order

To order your Arc T Tig Torch please use the simple 8 stage process as outlined below.

1. Select the torch model
2. Select the switch option
3. Select the length of cable
4. Select the power connection
5. Select the rapid fit water feed connection
6. Select the rapid fit water return connection
7. Select the quick fit switch plug
8. Select the starter kit

Example:

T3W-S1-4M-QD5-QWF1-QWR1-ATP1/LGL2

T3W Arc Tig Torch x 4mt / 12.5ft with momentary switch, Liquid-Cooled Surelok™ QD5 1/4" BSP, QF 8.9mm water feed and return, 7 pin quick fit switch plug with large gas lens body starter kit 1.6mm-1/16".

Step 1	Step 2	Step 3	Step 4	Step 5	Step 6	Step 7	Step 8																																																																																																														
Torch Model	Switch Option	Cable Length	Power Connections	Water Feed Hose	Water Return Hose	Switch Plug	Starter Kit																																																																																																														
<table border="1"> <thead> <tr> <th>Code</th> <th>Description</th> </tr> </thead> <tbody> <tr> <td colspan="2">Liquid-Cooled</td> </tr> <tr> <td>T3W</td> <td>400A DC</td> </tr> <tr> <td>T4W</td> <td>450A DC</td> </tr> <tr> <td>T5W</td> <td>550A DC</td> </tr> <tr> <td>T3WFX</td> <td>400A DC Flex</td> </tr> <tr> <td>T4WFX</td> <td>450A DC Flex</td> </tr> <tr> <td>T5WFX</td> <td>550A DC Flex</td> </tr> </tbody> </table>	Code	Description	Liquid-Cooled		T3W	400A DC	T4W	450A DC	T5W	550A DC	T3WFX	400A DC Flex	T4WFX	450A DC Flex	T5WFX	550A DC Flex	<table border="1"> <thead> <tr> <th>Code</th> <th>Description</th> </tr> </thead> <tbody> <tr> <td>S1</td> <td>Momentary Kit</td> </tr> <tr> <td>S3</td> <td>3 Button Momentary Kit</td> </tr> <tr> <td>1KH</td> <td>1 Button Momentary+1k Pot</td> </tr> <tr> <td>2KH</td> <td>1 Button Momentary+5k Pot</td> </tr> <tr> <td>3KH</td> <td>1 Button Momentary+10k Pot</td> </tr> <tr> <td>4KH</td> <td>1 Button Momentary+25k Pot</td> </tr> <tr> <td>1TH</td> <td>Maintained Switch+1k Pot</td> </tr> <tr> <td>2TH</td> <td>Maintained Switch+5k Pot</td> </tr> <tr> <td>3TH</td> <td>Maintained Switch+10k Pot</td> </tr> <tr> <td>4TH</td> <td>Maintained Switch+25k Pot</td> </tr> <tr> <td>RK2</td> <td>2 Button Rocker Switch Kit</td> </tr> <tr> <td>RK4</td> <td>4 Button Rocker Switch Kit</td> </tr> <tr> <td>*DM3</td> <td>Digital Control Module</td> </tr> </tbody> </table> <p>*Requires digital software systems integration</p>	Code	Description	S1	Momentary Kit	S3	3 Button Momentary Kit	1KH	1 Button Momentary+1k Pot	2KH	1 Button Momentary+5k Pot	3KH	1 Button Momentary+10k Pot	4KH	1 Button Momentary+25k Pot	1TH	Maintained Switch+1k Pot	2TH	Maintained Switch+5k Pot	3TH	Maintained Switch+10k Pot	4TH	Maintained Switch+25k Pot	RK2	2 Button Rocker Switch Kit	RK4	4 Button Rocker Switch Kit	*DM3	Digital Control Module	<table border="1"> <thead> <tr> <th>Code</th> <th>Description</th> </tr> </thead> <tbody> <tr> <td>4m</td> <td>4m Cable</td> </tr> <tr> <td>8m</td> <td>8m Cable</td> </tr> </tbody> </table>	Code	Description	4m	4m Cable	8m	8m Cable	<table border="1"> <thead> <tr> <th colspan="2">Power Connections</th> </tr> <tr> <th>Code</th> <th>Description</th> </tr> </thead> <tbody> <tr> <td>QD5</td> <td>Liquid-Cooled Surelok™ QD 1/4" BSP</td> </tr> </tbody> </table>	Power Connections		Code	Description	QD5	Liquid-Cooled Surelok™ QD 1/4" BSP	<table border="1"> <thead> <tr> <th colspan="2"># Water Feed Hose - Rapid Fit</th> </tr> <tr> <th>Code</th> <th>Description</th> </tr> </thead> <tbody> <tr> <td>QWF0</td> <td>Open</td> </tr> <tr> <td>QWF1</td> <td>Water Feed Hose c/w 8.9mm Quick Fit</td> </tr> <tr> <td>QWF2</td> <td>Water Feed Hose c/w 5/8" UNF LH</td> </tr> <tr> <td>QWF3</td> <td>Water Feed Hose c/w 3/8" BSP</td> </tr> <tr> <td>QWF4</td> <td>Water Feed Hose c/w M12 x 1.0</td> </tr> </tbody> </table>	# Water Feed Hose - Rapid Fit		Code	Description	QWF0	Open	QWF1	Water Feed Hose c/w 8.9mm Quick Fit	QWF2	Water Feed Hose c/w 5/8" UNF LH	QWF3	Water Feed Hose c/w 3/8" BSP	QWF4	Water Feed Hose c/w M12 x 1.0	<table border="1"> <thead> <tr> <th colspan="2"># Water Return Hose - Rapid Fit</th> </tr> <tr> <th>Code</th> <th>Description</th> </tr> </thead> <tbody> <tr> <td>QWR0</td> <td>Open</td> </tr> <tr> <td>QWR1</td> <td>Water Return Hose c/w 8.9mm Quick Fit</td> </tr> <tr> <td>QWR2</td> <td>Water Return Hose c/w 5/8" UNF LH</td> </tr> <tr> <td>QWR3</td> <td>Water Return Hose c/w 3/8" BSP</td> </tr> <tr> <td>QWR4</td> <td>Water Return Hose c/w M12 x 1.0</td> </tr> </tbody> </table>	# Water Return Hose - Rapid Fit		Code	Description	QWR0	Open	QWR1	Water Return Hose c/w 8.9mm Quick Fit	QWR2	Water Return Hose c/w 5/8" UNF LH	QWR3	Water Return Hose c/w 3/8" BSP	QWR4	Water Return Hose c/w M12 x 1.0	<table border="1"> <thead> <tr> <th>Code</th> <th>Description</th> </tr> </thead> <tbody> <tr> <td>ATP0</td> <td>Blank</td> </tr> <tr> <td>ATP1</td> <td>7 Pin Uniarc Quick Fit</td> </tr> <tr> <td>ATP2</td> <td>5 Pin Tuchel Plug Quick Fit</td> </tr> <tr> <td>ATP3</td> <td>3 Pin XS12 Series Plug Quick Fit</td> </tr> <tr> <td>ATP4</td> <td>5 Pin Amphenol Plug Quick Fit</td> </tr> <tr> <td>ATP5</td> <td>6 Pin Amphenol Plug Quick Fit</td> </tr> <tr> <td>ATP6</td> <td>7 Pin WS16 Series Plug Quick Fit</td> </tr> <tr> <td>ATP7</td> <td>14 Pin Amphenol Plug Quick Fit</td> </tr> <tr> <td>ATP8</td> <td>9 Pin SP21 Series Plug Quick Fit</td> </tr> <tr> <td>ATP9</td> <td>5 Pin WS16 Series Plug Quick Fit</td> </tr> <tr> <td>ATP10</td> <td>9 Pin Tuchel Plug Quick Fit</td> </tr> <tr> <td>ATP15</td> <td>7 Pin Amphenol Plug Quick Fit</td> </tr> </tbody> </table>	Code	Description	ATP0	Blank	ATP1	7 Pin Uniarc Quick Fit	ATP2	5 Pin Tuchel Plug Quick Fit	ATP3	3 Pin XS12 Series Plug Quick Fit	ATP4	5 Pin Amphenol Plug Quick Fit	ATP5	6 Pin Amphenol Plug Quick Fit	ATP6	7 Pin WS16 Series Plug Quick Fit	ATP7	14 Pin Amphenol Plug Quick Fit	ATP8	9 Pin SP21 Series Plug Quick Fit	ATP9	5 Pin WS16 Series Plug Quick Fit	ATP10	9 Pin Tuchel Plug Quick Fit	ATP15	7 Pin Amphenol Plug Quick Fit	<p>Starter Kit</p> <p>Please refer to Page 30 for starter kits</p>
Code	Description																																																																																																																				
Liquid-Cooled																																																																																																																					
T3W	400A DC																																																																																																																				
T4W	450A DC																																																																																																																				
T5W	550A DC																																																																																																																				
T3WFX	400A DC Flex																																																																																																																				
T4WFX	450A DC Flex																																																																																																																				
T5WFX	550A DC Flex																																																																																																																				
Code	Description																																																																																																																				
S1	Momentary Kit																																																																																																																				
S3	3 Button Momentary Kit																																																																																																																				
1KH	1 Button Momentary+1k Pot																																																																																																																				
2KH	1 Button Momentary+5k Pot																																																																																																																				
3KH	1 Button Momentary+10k Pot																																																																																																																				
4KH	1 Button Momentary+25k Pot																																																																																																																				
1TH	Maintained Switch+1k Pot																																																																																																																				
2TH	Maintained Switch+5k Pot																																																																																																																				
3TH	Maintained Switch+10k Pot																																																																																																																				
4TH	Maintained Switch+25k Pot																																																																																																																				
RK2	2 Button Rocker Switch Kit																																																																																																																				
RK4	4 Button Rocker Switch Kit																																																																																																																				
*DM3	Digital Control Module																																																																																																																				
Code	Description																																																																																																																				
4m	4m Cable																																																																																																																				
8m	8m Cable																																																																																																																				
Power Connections																																																																																																																					
Code	Description																																																																																																																				
QD5	Liquid-Cooled Surelok™ QD 1/4" BSP																																																																																																																				
# Water Feed Hose - Rapid Fit																																																																																																																					
Code	Description																																																																																																																				
QWF0	Open																																																																																																																				
QWF1	Water Feed Hose c/w 8.9mm Quick Fit																																																																																																																				
QWF2	Water Feed Hose c/w 5/8" UNF LH																																																																																																																				
QWF3	Water Feed Hose c/w 3/8" BSP																																																																																																																				
QWF4	Water Feed Hose c/w M12 x 1.0																																																																																																																				
# Water Return Hose - Rapid Fit																																																																																																																					
Code	Description																																																																																																																				
QWR0	Open																																																																																																																				
QWR1	Water Return Hose c/w 8.9mm Quick Fit																																																																																																																				
QWR2	Water Return Hose c/w 5/8" UNF LH																																																																																																																				
QWR3	Water Return Hose c/w 3/8" BSP																																																																																																																				
QWR4	Water Return Hose c/w M12 x 1.0																																																																																																																				
Code	Description																																																																																																																				
ATP0	Blank																																																																																																																				
ATP1	7 Pin Uniarc Quick Fit																																																																																																																				
ATP2	5 Pin Tuchel Plug Quick Fit																																																																																																																				
ATP3	3 Pin XS12 Series Plug Quick Fit																																																																																																																				
ATP4	5 Pin Amphenol Plug Quick Fit																																																																																																																				
ATP5	6 Pin Amphenol Plug Quick Fit																																																																																																																				
ATP6	7 Pin WS16 Series Plug Quick Fit																																																																																																																				
ATP7	14 Pin Amphenol Plug Quick Fit																																																																																																																				
ATP8	9 Pin SP21 Series Plug Quick Fit																																																																																																																				
ATP9	5 Pin WS16 Series Plug Quick Fit																																																																																																																				
ATP10	9 Pin Tuchel Plug Quick Fit																																																																																																																				
ATP15	7 Pin Amphenol Plug Quick Fit																																																																																																																				

ARC TIG WEAR PARTS SET-UP OVERVIEW

Which System to Use ?

System Guidance Table

Application	System	Gas Flow	Stick Out
Steel, Aluminium	Collets	5~25 l/min	5~15mm
Steel, Aluminium, Stainless Steel	Gas Lens	5~20 l/min	10~25mm
Exotic Metals Stainless Steel, Inconel, Chromoly, Titanium	Super Series Gas Lens Set-up	12~20 l/min	25~55mm

Collet Body Set-Up

Recommended Set-up Parameters for Steel and Aluminium



Nozzle Size	Bore Size	Suggested Gas Flow Rate	Maximum Tungsten Stick-out	Ceramic Nozzle	Quartz Option
4	6mm 1/4"	6 l/min	10mm	●	●
5	8mm 5/16"	6 l/min	10mm	●	●
6	10mm 3/8"	7 l/min	11mm	●	●
7	11mm 7/16"	7 l/min	12mm	●	●
8	12mm 1/2"	10 l/min	13mm	●	●
9	15mm 5/8"	12 l/min	15mm	●	●
12	20mm 3/4"	15 l/min	18mm	●	●

Gas Lens Collet Body Set-up

Recommended Set-up Parameters for Steel, Aluminium and Stainless Steel



Nozzle Size	Bore Size	Suggested Gas Flow Rate	Maximum Tungsten Stick-out	Ceramic Nozzle	Quartz Option
4	6mm 1/4"	6 l/min	10mm	●	●
5	8mm 5/16"	6 l/min	10mm	●	●
6	10mm 3/8"	7 l/min	13mm	●	●
7	11mm 7/16"	7 l/min	14mm	●	●
8	12mm 1/2"	10 l/min	15mm	●	●
9	15mm 5/8"	12 l/min	20mm	●	●
12	20mm 3/4"	15 l/min	20mm	●	●



Super Series Gas Lens Body Set-up

Recommended Set-up Parameters for Exotic Metals



Nozzle Size	Bore Size	Suggested Gas Flow Rate	Maximum Tungsten Stick-out	Ceramic Nozzle	Quartz Option
12	20mm 3/4"	12 l/min	25mm	●	●
14	23mm 15/16"	12 l/min	25mm	●	●
18	28mm 1-1/10"	15 l/min	35mm	●	●
24	38mm 1-1/2"	20 l/min	55mm	●	●


Ceramic Cups



Part No.	Description	Size	Bore A		T2 / T2FX	T3 / T3FX	T3W / T3WFX	T4W / T4WFX	T5W / T5WFX
T2CC04	Ceramic Cup	4	6mm	1/4"	●	●	●	●	●
T2CC05	Ceramic Cup	5	8mm	5/16"	●	●	●	●	●
T2CC06	Ceramic Cup	6	10mm	3/8"	●	●	●	●	●
T2CC07	Ceramic Cup	7	11mm	7/16"	●	●	●	●	●
T2CC08	Ceramic Cup	8	12.5mm	1/2"	●	●	●	●	●
T2CC10	Ceramic Cup	10	16mm	5/8"	●	●	●	●	●

T3CC04	Ceramic Cup	4	6mm	1/4"	●	●	●	●	●
T3CC05	Ceramic Cup	5	8mm	5/16"	●	●	●	●	●
T3CC06	Ceramic Cup	6	10mm	3/8"	●	●	●	●	●
T3CC07	Ceramic Cup	7	11mm	7/16"	●	●	●	●	●
T3CC08	Ceramic Cup	8	12.5mm	1/2"	●	●	●	●	●
T3CC10	Ceramic Cup	10	16mm	5/8"	●	●	●	●	●
T3CC12	Ceramic Cup	12	19mm	3/4"	●	●	●	●	●

Quartz Cups *New*



Part No.	Description	Size	Bore A		T2 / T2FX	T3 / T3FX	T3W / T3WFX	T4W / T4WFX	T5W / T5WFX
T2QZ06	Standard Quartz Cup	6	10mm	3/8"	●	●	●	●	●
T2QZ08	Standard Quartz Cup	8	12mm	1/2"	●	●	●	●	●
T2QZ09	Standard Quartz Cup	9	15mm	5/8"	●	●	●	●	●

T3QZ06	Standard Quartz Cup	6	10mm	3/8"	●	●	●	●	●
T3QZ08	Standard Quartz Cup	8	12mm	1/2"	●	●	●	●	●
T3QZ09	Standard Quartz Cup	9	15mm	5/8"	●	●	●	●	●
T3QZ012	Standard Quartz Cup	12	20mm	3/4"	●	●	●	●	●

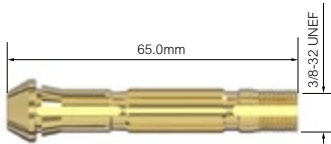

Large Gas Lens Ceramic Cups



Part No.	Description	Size	Bore A		T2 / T2FX	T3 / T3FX	T3W / T3WFX	T4W / T4WFX	T5W / T5WFX
T5LGLCC08	Large Gas Lens Ceramic Cup	8	12.5mm	1/2"	●	●	●	●	●
T5LGLCC10	Large Gas Lens Ceramic Cup	10	16mm	5/8"	●	●	●	●	●
T5LGLCC12	Large Gas Lens Ceramic Cup	12	19mm	3/4"	●	●	●	●	●
T5LGLCC14	Large Gas Lens Ceramic Cup	14	24mm	15/16"	●	●	●	●	●



● Standard wear part range

Collet Body



Part No.	Description	Bore		T2 / T2FX	T3 / T3FX	T3W / T3WFX	T4W / T4WFX	T5W / T5WFX
T2CB10	Collet Body	1.0mm	0.04"	●	●	●	●	●
T2CB16	Collet Body	1.6mm	1/16"	●	●	●	●	●
T2CB20	Collet Body	2.0mm	5/64"	●	●	●	●	●
T2CB24	Collet Body	2.4mm	3/32"	●	●	●	●	●
T2CB32	Collet Body	3.2mm	1/8"	●	●	●	●	●
T2CB40	Collet Body	4.0mm	5/32"	●	●	●	●	●
T2CB48	Collet Body	4.8mm	3/16"	●	●	●	●	●
T3CB10	Collet Body	1.0mm	0.04"	●	●	●	●	●
T3CB16	Collet Body	1.6mm	1/16"	●	●	●	●	●
T3CB20	Collet Body	2.0mm	5/64"	●	●	●	●	●
T3CB24	Collet Body	2.4mm	3/32"	●	●	●	●	●
T3CB32	Collet Body	3.2mm	1/8"	●	●	●	●	●
T3CB40	Collet Body	4.0mm	5/32"	●	●	●	●	●
T3CB48	Collet Body	4.8mm	3/16"	●	●	●	●	●
T3CB64	Collet Body	6.4mm	1/4"	●	●	●	●	●

Gas Lens Collet Body




Part No.	Description	Bore		T2 / T2FX	T3 / T3FX	T3W / T3WFX	T4W / T4WFX	T5W / T5WFX
T2GL10	Gas Lens Collet Body	1.0mm	0.04"	●	●	●	●	●
T2GL16	Gas Lens Collet Body	1.6mm	1/16"	●	●	●	●	●
T2GL20	Gas Lens Collet Body	2.0mm	5/64"	●	●	●	●	●
T2GL24	Gas Lens Collet Body	2.4mm	3/32"	●	●	●	●	●
T2GL32	Gas Lens Collet Body	3.2mm	1/8"	●	●	●	●	●
T2GL40	Gas Lens Collet Body	4.0mm	5/32"	●	●	●	●	●
T2GL48	Gas Lens Collet Body	4.8mm	3/16"	●	●	●	●	●
T3GL10	Gas Lens Collet Body	1.0mm	0.04"	●	●	●	●	●
T3GL16	Gas Lens Collet Body	1.6mm	1/16"	●	●	●	●	●
T3GL20	Gas Lens Collet Body	2.0mm	5/64"	●	●	●	●	●
T3GL24	Gas Lens Collet Body	2.4mm	3/32"	●	●	●	●	●
T3GL32	Gas Lens Collet Body	3.2mm	1/8"	●	●	●	●	●
T3GL40	Gas Lens Collet Body	4.0mm	5/32"	●	●	●	●	●
T3GL48	Gas Lens Collet Body	4.8mm	3/16"	●	●	●	●	●
T3GL64	Gas Lens Collet Body	6.4mm	1/4"	●	●	●	●	●

Note: Replaceable gas lens filters are available for small and medium gas lens collet bodies - please refer to gas lens body filter kits

● Standard wear part range


Large Gas Lens Collet Body



Part No.	Description	Bore		T2 / T2FX	T3 / T3FX	T3W / T3WFX	T4W / T4WFX	T5W / T5WFX
T5LGL10	Large Gas Lens Collet Body	1.0mm	0.04"	●	●	●	●	●
T5LGL16	Large Gas Lens Collet Body	1.6mm	1/16"	●	●	●	●	●
T5LGL20	Large Gas Lens Collet Body	2.0mm	5/64"	●	●	●	●	●
T5LGL24	Large Gas Lens Collet Body	2.4mm	3/32"	●	●	●	●	●
T5LGL32	Large Gas Lens Collet Body	3.2mm	1/8"	●	●	●	●	●
T5LGL40	Large Gas Lens Collet Body	4.0mm	5/32"	●	●	●	●	●
T5LGL48	Large Gas Lens Collet Body	4.8mm	3/16"	●	●	●	●	●
T5LGL64	Large Gas Lens Collet Body	6.4mm	1/4"	●	●	●	●	●

Note: Large gas lens collet bodies have fixed filters

Gas Lens Body Filter Kit



Part No.	Description	Bore		T2 / T2FX	T3 / T3FX	T3W / T3WFX	T4W / T4WFX	T5W / T5WFX
SGL10FS-3KIT	Small Gas Lens Body Filter Kit	1.0mm	0.04"	●	●	●	●	●
SGL16FS-3KIT	Small Gas Lens Body Filter Kit	1.6mm	1/16"	●	●	●	●	●
SGL20FS-3KIT	Small Gas Lens Body Filter Kit	2.0mm	5/64"	●	●	●	●	●
SGL24FS-3KIT	Small Gas Lens Body Filter Kit	2.4mm	3/32"	●	●	●	●	●
SGL32FL-3KIT	Small Gas Lens Body Filter Kit	3.2mm	1/8"	●	●	●	●	●
SGL40FL-3KIT	Small Gas Lens Body Filter Kit	4.0mm	5/32"	●	●	●	●	●
SGL48FL-3KIT	Small Gas Lens Body Filter Kit	4.8mm	3/16"	●	●	●	●	●

● Standard wear part range

Gas Lens Body Filter Kit

Part No.	Description	Bore		T2 / T2FX	T3 / T3FX	T3W / T3WFX	T4W / T4WFX	T5W / T5WFX
		mm	inch					
MGL10FS-3KIT	Medium Gas Lens Body Filter Kit	1.0mm	0.04"	●	●	●	●	●
MGL16FS-3KIT	Medium Gas Lens Body Filter Kit	1.6mm	1/16"	●	●	●	●	●
MGL20FS-3KIT	Medium Gas Lens Body Filter Kit	2.0mm	5/64"	●	●	●	●	●
MGL24FS-3KIT	Medium Gas Lens Body Filter Kit	2.4mm	3/32"	●	●	●	●	●
MGL32FS-3KIT	Medium Gas Lens Body Filter Kit	3.2mm	1/8"	●	●	●	●	●
MGL40FL-3KIT	Medium Gas Lens Body Filter Kit	4.0mm	5/32"	●	●	●	●	●
MGL48FL-3KIT	Medium Gas Lens Body Filter Kit	4.8mm	3/16"	●	●	●	●	●
MGL64FL-3KIT	Medium Gas Lens Body Filter Kit	6.4mm	1/4"	●	●	●	●	●

● Standard wear part range


STARTER KITS



LIBERATE
YOUR WORKDAY

The Arc Collet Body Starter Kits include everything you need to get started


Collet Body Starter Kits



Part No.	Description	T2 / T2FX	T3 / T3FX	T3W / T3WFX	T4W / T4WFX	T5W / T5WFX
SCB1	Small Collet Body Starter Kit 1.0mm-0.04"	●	●	●	●	●
SCB2	Small Collet Body Starter Kit 1.6mm-1/16"	●	●	●	●	●
SCB3	Small Collet Body Starter Kit 2.0mm-5/64"	●	●	●	●	●
SCB4	Small Collet Body Starter Kit 2.4mm-3/32"	●	●	●	●	●
SCB5	Small Collet Body Starter Kit 3.2mm-1/8"	●	●	●	●	●
SCB6	Small Collet Body Starter Kit 4.0mm-5/32"	●	●	●	●	●
SCB7	Small Collet Body Starter Kit 4.8mm-3/16"	●	●	●	●	●
MCB1	Medium Collet Body Starter Kit 1.0mm-0.04"	●	●	●	●	●
MCB2	Medium Collet Body Starter Kit 1.6mm-1/16"	●	●	●	●	●
MCB3	Medium Collet Body Starter Kit 2.0mm-5/64"	●	●	●	●	●
MCB4	Medium Collet Body Starter Kit 2.4mm-3/32"	●	●	●	●	●
MCB5	Medium Collet Body Starter Kit 3.2mm-1/8"	●	●	●	●	●
MCB6	Medium Collet Body Starter Kit 4.0mm-5/32"	●	●	●	●	●
MCB7	Medium Collet Body Starter Kit 4.8mm-3/16"	●	●	●	●	●
MCB8	Medium Collet Body Starter Kit 6.4mm-1/4"	●	●	●	●	●

The Arc Gas Lens Body Starter Kits include everything you need to get started

Gas Lens Body Starter Kits



Part No.	Description	T2 / T2FX	T3 / T3FX	T3W / T3WFX	T4W / T4WFX	T5W / T5WFX
SGL1	Small Gas Lens Body Starter Kit 1.0mm-0.04"	●	●	●	●	●
SGL2	Small Gas Lens Body Starter Kit 1.6mm-1/16"	●	●	●	●	●
SGL3	Small Gas Lens Body Starter Kit 2.0mm-5/64"	●	●	●	●	●
SGL4	Small Gas Lens Body Starter Kit 2.4mm-3/32"	●	●	●	●	●
SGL5	Small Gas Lens Body Starter Kit 3.2mm-1/8"	●	●	●	●	●
SGL6	Small Gas Lens Body Starter Kit 4.0mm-5/32"	●	●	●	●	●
SGL7	Small Gas Lens Body Starter Kit 4.8mm-3/16"	●	●	●	●	●
MGL1	Medium Gas Lens Body Starter Kit 1.0mm-0.04"	●	●	●	●	●
MGL2	Medium Gas Lens Body Starter Kit 1.6mm-1/16"	●	●	●	●	●
MGL3	Medium Gas Lens Body Starter Kit 2.0mm-5/64"	●	●	●	●	●
MGL4	Medium Gas Lens Body Starter Kit 2.4mm-3/32"	●	●	●	●	●
MGL5	Medium Gas Lens Body Starter Kit 3.2mm-1/8"	●	●	●	●	●
MGL6	Medium Gas Lens Body Starter Kit 4.0mm-5/32"	●	●	●	●	●
MGL7	Medium Gas Lens Body Starter Kit 4.8mm-3/16"	●	●	●	●	●
MGL8	Medium Gas Lens Body Starter Kit 6.4mm-1/4"	●	●	●	●	●
LGL1	Large Gas Lens Body Starter Kit 1.0mm-0.04"	●	●	●	●	●
LGL2	Large Gas Lens Body Starter Kit 1.6mm-1/16"	●	●	●	●	●
LGL3	Large Gas Lens Body Starter Kit 2.0mm-5/64"	●	●	●	●	●
LGL4	Large Gas Lens Body Starter Kit 2.4mm-3/32"	●	●	●	●	●
LGL5	Large Gas Lens Body Starter Kit 3.2mm-1/8"	●	●	●	●	●
LGL6	Large Gas Lens Body Starter Kit 4.0mm-5/32"	●	●	●	●	●
LGL7	Large Gas Lens Body Starter Kit 4.8mm-3/16"	●	●	●	●	●
LGL8	Large Gas Lens Body Starter Kit 6.4mm-1/4"	●	●	●	●	●

● Denotes applicable model






Arc T Accessory Kits

T2 / T2FX
T3 / T3FX
T3W / T3WFX
T4W / T4WFX
T5W / T5WFX

Part No.	Description	T2 / T2FX	T3 / T3FX	T3W / T3WFX	T4W / T4WFX	T5W / T5WFX
AK1	Small Collet Body Accessory Kit	●	●	●	●	●
SMALL COLLET BODY ACCESSORY KIT Collet Body 1.6mm - 1/16", 2.0mm - 5/64", 2.4mm - 3/32" Ceramic Cup 8mm - 5/16", 10mm - 3/8", 11mm - 7/16" Small Head Gasket Small Heat Zone Isolator Long Back Cap, Short Back Cap Arc Spanner						
AK2	Small Collet Body Accessory Kit	●	●	●	●	●
SMALL COLLET BODY ACCESSORY KIT Collet Body 2.4mm - 3/32", 3.2mm - 1/8", 4.0mm - 5/32" Ceramic Cup 11mm - 7/16", 12.5mm - 1/2", 16mm - 5/8" Small Head Gasket Small Heat Zone Isolator Long Back Cap, Short Back Cap Arc Spanner						
AK3	Small Gas Lens Body Accessory Kit	●	●	●	●	●
SMALL GAS LENS BODY ACCESSORY KIT Gas Lens Collet Body 1.6mm - 1/16", 2.0mm - 5/64", 2.4mm - 3/32" Ceramic Cup 10mm - 3/8", 11mm - 7/16", 12.5mm - 1/2" Small Head Gasket Small Heat Zone Isolator Long Back Cap, Short Back Cap Arc Spanner						
AK4	Small Gas Lens Body Accessory Kit	●	●	●	●	●
SMALL GAS LENS BODY ACCESSORY KIT Gas Lens Collet Body 2.4mm - 3/32", 3.2mm - 1/8", 4.0mm - 5/32" Ceramic Cup 11mm - 7/16", 12.5mm - 1/2", 16mm - 5/8" Small Head Gasket Small Heat Zone Isolator Long Back Cap, Short Back Cap Arc Spanner						
AK5	Medium Collet Body Accessory Kit	●	●	●	●	●
MEDIUM COLLET BODY ACCESSORY KIT Collet Body 2.4mm - 3/32", 3.2mm - 1/8", 4.0mm - 5/32" Ceramic Cup 11mm - 7/16", 12.5mm - 1/2", 16mm - 5/8" Medium Head Gasket Medium Heat Zone Isolator Long Back Cap, Short Back Cap Arc Spanner						

● Denotes applicable model

Arc T Accessory Kits

Part No.	Description	T2 / T2FX	T3 / T3FX	T3W / T3WFX	T4W / T4WFX	T5W / T5WFX
	AK6	Medium Collet Body Accessory Kit	<input type="radio"/>	<input checked="" type="radio"/>	<input type="radio"/>	<input type="radio"/>
	MEDIUM COLLET BODY ACCESSORY KIT Collet Body 4.0mm - 5/32", 4.8mm - 3/16", 6.4mm - 1/4" Ceramic Cup 12.5mm - 1/2", 16mm - 5/8", 19mm - 3/4" Medium Head Gasket Medium Heat Zone Isolator Long Back Cap, Short Back Cap Arc Spanner					
	AK7	Medium Gas Lens Body Accessory Kit	<input type="radio"/>	<input checked="" type="radio"/>	<input type="radio"/>	<input type="radio"/>
	MEDIUM GAS LENS BODY ACCESSORY KIT Gas Lens Collet Body 2.4mm - 3/32", 3.2mm - 1/8", 4.0mm - 5/32" Ceramic Cup 11mm - 7/16", 12.5mm - 1/2", 16mm - 5/8" Medium Head Gasket Medium Heat Zone Isolator Long Back Cap, Short Back Cap, Arc Spanner					
	AK8	Medium Gas Lens Body Accessory Kit	<input type="radio"/>	<input checked="" type="radio"/>	<input type="radio"/>	<input type="radio"/>
	MEDIUM GAS LENS BODY ACCESSORY KIT Gas Lens Collet Body 4.0mm - 5/32", 4.8mm - 3/16", 6.4mm - 1/4" Ceramic Cup 12.5mm - 1/2", 16mm - 5/8", 19mm - 3/4" Medium Head Gasket Medium Heat Zone Isolator Long Back Cap, Short Back Cap Arc Spanner					
	AK9	Large Gas Lens Body Accessory Kit	<input type="radio"/>	<input checked="" type="radio"/>	<input type="radio"/>	<input type="radio"/>
	LARGE GAS LENS BODY ACCESSORY KIT Large Gas Lens Collet Body 2.4mm - 3/32", 3.2mm - 1/8", 4.0mm - 5/32" Ceramic Cup 12.5mm - 1/2", 16mm - 5/8", 19mm - 3/4" Large Head Gasket Large Heat Zone Isolator Long Back Cap, Short Back Cap Arc Spanner					
	AK10	Large Gas Lens Body Accessory Kit	<input type="radio"/>	<input checked="" type="radio"/>	<input type="radio"/>	<input type="radio"/>
	LARGE GAS LENS BODY ACCESSORY KIT Large Gas Lens Collet Body 4.0mm - 5/32", 4.8mm - 3/16", 6.4mm - 1/4" Ceramic Cup 16mm - 5/8", 19mm - 3/4", 24mm - 15/16" Large Head Gasket Large Heat Zone Isolator Long Back Cap, Short Back Cap Arc Spanner					

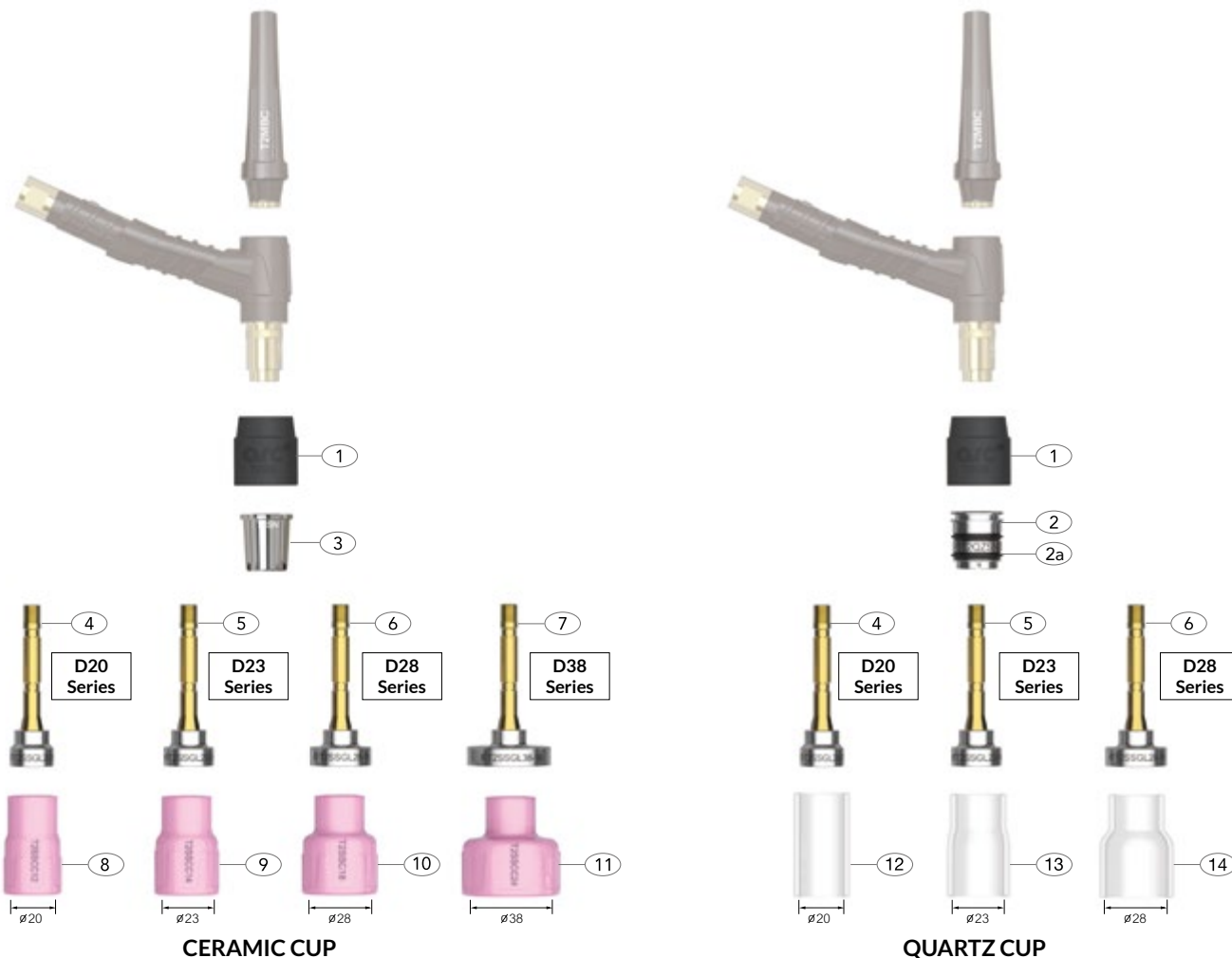
Denotes applicable model

ARC T SUPER SERIES SYSTEM SET-UP OVERVIEW *Available July 2021*



LIBERATE
YOUR WORKDAY

T2 / T2FX / T3W / T3WFX / T4W / T4WFX



Wear Parts

Part Number	Description
1	T2GS Head Gasket
2	T2QZSN20 Quartz Heat Zone Isolator
2a	QZR-D20 Special Seal Rings
3	T2SN Standard Heat Zone Isolator
4	T2SSGL20-16 Super Series Gas Lens Collet Body 1.6mm - 1/16"
	T2SSGL20-20 Super Series Gas Lens Collet Body 2.0mm - 5/64"
	T2SSGL20-24 Super Series Gas Lens Collet Body 2.4mm - 2/32"
	T2SSGL20-32 Super Series Gas Lens Collet Body 3.2mm - 1/8"
5	T2SSGL23-16 Super Series Gas Lens Collet Body 1.6mm - 1/16"
	T2SSGL23-20 Super Series Gas Lens Collet Body 2.0mm - 5/64"
	T2SSGL23-24 Super Series Gas Lens Collet Body 2.4mm - 2/32"
	T2SSGL23-32 Super Series Gas Lens Collet Body 3.2mm - 1/8"
6	T2SSGL28-16 Super Series Gas Lens Collet Body 1.6mm - 1/16"
	T2SSGL28-20 Super Series Gas Lens Collet Body 2.0mm - 5/64"
	T2SSGL28-24 Super Series Gas Lens Collet Body 2.4mm - 2/32"
	T2SSGL28-32 Super Series Gas Lens Collet Body 3.2mm - 1/8"
7	T2SSGL38-16 Super Series Gas Lens Collet Body 1.6mm - 1/16"
	T2SSGL38-20 Super Series Gas Lens Collet Body 2.0mm - 5/64"
	T2SSGL38-24 Super Series Gas Lens Collet Body 2.4mm - 2/32"
	T2SSGL38-32 Super Series Gas Lens Collet Body 3.2mm - 1/8"

Part Number	Description
8	T2SSCC12 Super Series Ceramic Cup 20mm - 3/4"
9	T2SSCC14 Super Series Ceramic Cup 23mm - 15/16"
10	T2SSCC18 Super Series Ceramic Cup 28mm - 1-1/10"
11	T2SSCC24 Super Series Ceramic Cup 38mm - 1-9/16"
12	T2SSQZ12 Super Series Quartz Cup 20mm - 3/4"
13	T2SSQZ14 Super Series Quartz Cup 23mm - 15/16"
14	T2SSQZ18 Super Series Quartz Cup 28mm - 1-1/10"

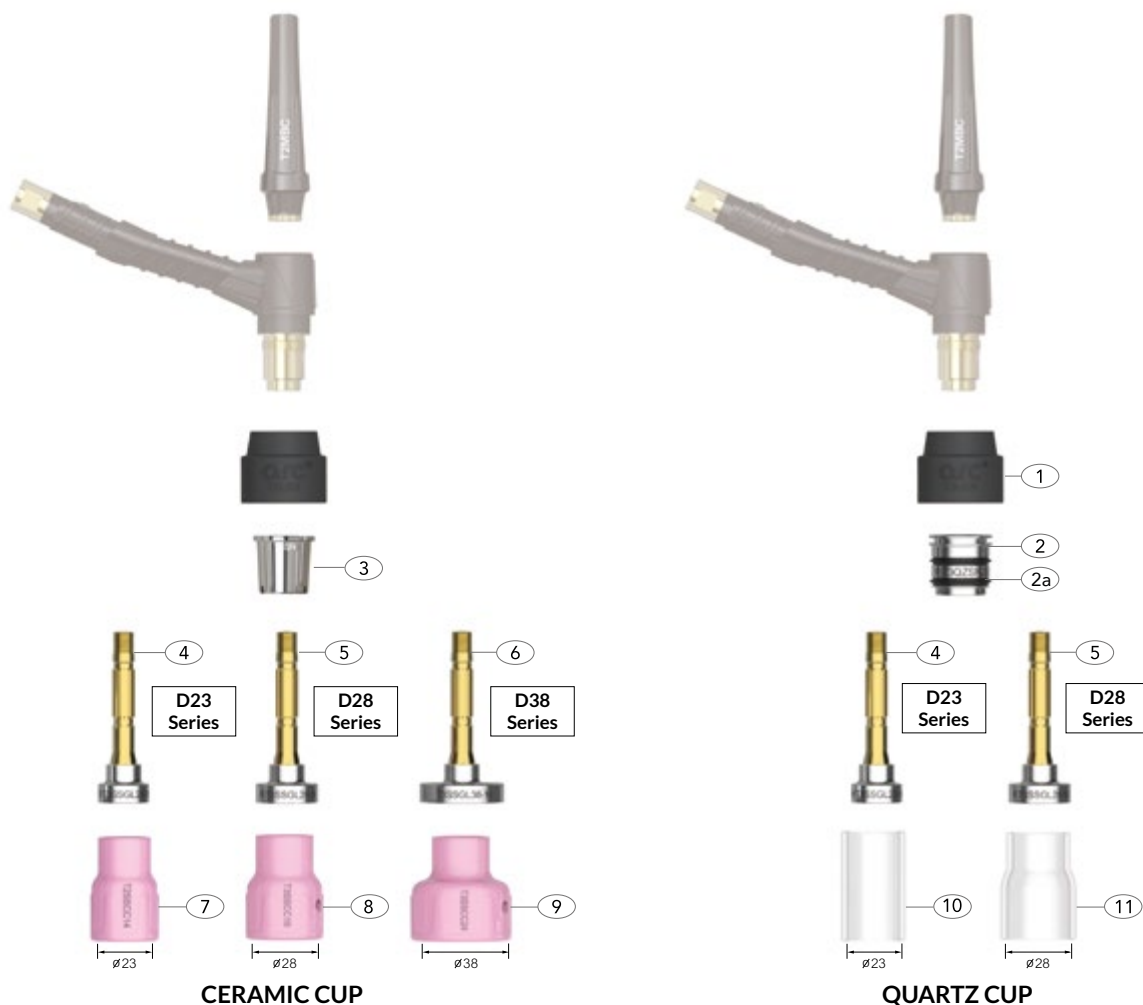
The design, manufacturing and quality systems of Arc Torchology are certified by **BVQI** in accordance with EN/ISO 9001:2015

ARC T SUPER SERIES SYSTEM SET-UP OVERVIEW *Available July 2021*



LIBERATE
YOUR WORKDAY

T3 / T3FX / T5W / T5WFX



Wear Parts

Part Number	Description
1	T3GS Head Gasket
2	T3QZSN23 Quartz Heat Zone Isolator
2a	QZR-D23 Special Seal Rings
3	T3SN Standard Heat Zone Isolator
4	T3SSGL23-16 Super Series Gas Lens Collet Body 1.6mm - 1/16"
	T3SSGL23-20 Super Series Gas Lens Collet Body 2.0mm - 5/64"
	T3SSGL23-24 Super Series Gas Lens Collet Body 2.4mm - 2/32"
	T3SSGL23-32 Super Series Gas Lens Collet Body 3.2mm - 1/8"
5	T3SSGL28-16 Super Series Gas Lens Collet Body 1.6mm - 1/16"
	T3SSGL28-20 Super Series Gas Lens Collet Body 2.0mm - 5/64"
	T3SSGL28-24 Super Series Gas Lens Collet Body 2.4mm - 2/32"
	T3SSGL28-32 Super Series Gas Lens Collet Body 3.2mm - 1/8"
6	T3SSGL38-16 Super Series Gas Lens Collet Body 1.6mm - 1/16"
	T3SSGL38-20 Super Series Gas Lens Collet Body 2.0mm - 5/64"
	T3SSGL38-24 Super Series Gas Lens Collet Body 2.4mm - 2/32"
	T3SSGL38-32 Super Series Gas Lens Collet Body 3.2mm - 1/8"

Part Number	Description
7	T3SSCC14 Super Series Ceramic Cup 23mm - 15/16"
8	T2SSCC18 Super Series Ceramic Cup 28mm - 1-1/10"
9	T2SSCC24 Super Series Ceramic Cup 38mm - 1-9/16"
10	T3SSQZ14 Super Series Quartz Cup 23mm - 15/16"
11	T3SSQZ18 Super Series Quartz Cup 28mm - 1-1/10"

ARC T SUPER SERIES SYSTEM

WEAR PARTS *Available July 2021*



LIBERATE
YOUR WORKDAY

Super Series Ceramic Cups



Part No.	Description	Bore A		T2 / T2FX	T3 / T3FX	T3W / T3WFX	T4W / T4WFX	T5W / T5WFX
		mm	in					
T2SSCC12	Super Series Ceramic Cup	20mm	3/4"	●	●	●	●	●
T2SSCC14	Super Series Ceramic Cup	23mm	15/16"	●	●	●	●	●
T2SSCC18	Super Series Ceramic Cup	28mm	1-1/10"	●	●	●	●	●
T2SSCC24	Super Series Ceramic Cup	38mm	1-9/16"	●	●	●	●	●




T3SSCC14	Super Series Ceramic Cup	23mm	15/16"	●	●	●	●	●
T3SSCC18	Super Series Ceramic Cup	28mm	1-1/10"	●	●	●	●	●
T3SSCC24	Super Series Ceramic Cup	38mm	1-9/16"	●	●	●	●	●


Super Series Quartz Cups



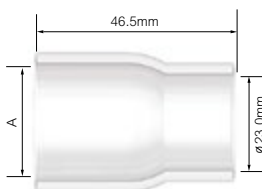
Part No.	Description	Bore A		T2 / T2FX	T3 / T3FX	T3W / T3WFX	T4W / T4WFX	T5W / T5WFX
		mm	in					
T2SSQZ12	Super Series Quartz Cup	20mm	3/4"	●	●	●	●	●



T2SSQZ14	Super Series Quartz Cup	23mm	15/16"	●	●	●	●	●
T2SSQZ18	Super Series Quartz Cup	28mm	1-1/10"	●	●	●	●	●



T3SSQZ14	Super Series Quartz Cup	23mm	15/16"	●	●	●	●	●
----------	-------------------------	------	--------	---	---	---	---	---



T3SSQZ18	Super Series Quartz Cup	28mm	1-1/10"	●	●	●	●	●
----------	-------------------------	------	---------	---	---	---	---	---

● Standard wear part range

ARC T SUPER SERIES SYSTEM


WEAR PARTS *Available July 2021*




LIBERATE
YOUR WORKDAY

Super Series Gas Lens Collet Bodies


T2 / T2FX
T3 / T3FX
T3W / T3WFX
T4W / T4WFX
T5W / T5WFX




Part No.	Description	Bore A		T2 / T2FX	T3 / T3FX	T3W / T3WFX	T4W / T4WFX	T5W / T5WFX
T2SSGL20-16	Super Series Gas Lens Collet Body - D20	1.6mm	1/16"	●	●	●	●	●
T2SSGL20-20	Super Series Gas Lens Collet Body - D20	2.0mm	5/64"	●	●	●	●	●
T2SSGL20-24	Super Series Gas Lens Collet Body - D20	2.4mm	3/32"	●	●	●	●	●
T2SSGL20-32	Super Series Gas Lens Collet Body - D20	3.2mm	1/8"	●	●	●	●	●




T2SSGL23-16	Super Series Gas Lens Collet Body - D23	1.6mm	1/16"	●	●	●	●	●
T2SSGL23-20	Super Series Gas Lens Collet Body - D23	2.0mm	5/64"	●	●	●	●	●
T2SSGL23-24	Super Series Gas Lens Collet Body - D23	2.4mm	3/32"	●	●	●	●	●
T2SSGL23-32	Super Series Gas Lens Collet Body - D23	3.2mm	1/8"	●	●	●	●	●




T2SSGL28-16	Super Series Gas Lens Collet Body - D28	1.6mm	1/16"	●	●	●	●	●
T2SSGL28-20	Super Series Gas Lens Collet Body - D28	2.0mm	5/64"	●	●	●	●	●
T2SSGL28-24	Super Series Gas Lens Collet Body - D28	2.4mm	3/32"	●	●	●	●	●
T2SSGL28-32	Super Series Gas Lens Collet Body - D28	3.2mm	1/8"	●	●	●	●	●




T2SSGL38-16	Super Series Gas Lens Collet Body - D38	1.6mm	1/16"	●	●	●	●	●
T2SSGL38-20	Super Series Gas Lens Collet Body - D38	2.0mm	5/64"	●	●	●	●	●
T2SSGL38-24	Super Series Gas Lens Collet Body - D38	2.4mm	3/32"	●	●	●	●	●
T2SSGL38-32	Super Series Gas Lens Collet Body - D38	3.2mm	1/8"	●	●	●	●	●



T3SSGL23-16	Super Series Gas Lens Collet Body - D23	1.6mm	1/16"	●	●	●	●	●
T3SSGL23-20	Super Series Gas Lens Collet Body - D23	2.0mm	5/64"	●	●	●	●	●
T3SSGL23-24	Super Series Gas Lens Collet Body - D23	2.4mm	3/32"	●	●	●	●	●
T3SSGL23-32	Super Series Gas Lens Collet Body - D23	3.2mm	1/8"	●	●	●	●	●



T3SSGL28-16	Super Series Gas Lens Collet Body - D28	1.6mm	1/16"	●	●	●	●	●
T3SSGL28-20	Super Series Gas Lens Collet Body - D28	2.0mm	5/64"	●	●	●	●	●
T3SSGL28-24	Super Series Gas Lens Collet Body - D28	2.4mm	3/32"	●	●	●	●	●
T3SSGL28-32	Super Series Gas Lens Collet Body - D28	3.2mm	1/8"	●	●	●	●	●



T3SSGL38-16	Super Series Gas Lens Collet Body - D38	1.6mm	1/16"	●	●	●	●	●
T3SSGL38-20	Super Series Gas Lens Collet Body - D38	2.0mm	5/64"	●	●	●	●	●
T3SSGL38-24	Super Series Gas Lens Collet Body - D38	2.4mm	3/32"	●	●	●	●	●
T3SSGL38-32	Super Series Gas Lens Collet Body - D38	3.2mm	1/8"	●	●	●	●	●

● Standard wear part range


ARC T SUPER SERIES SYSTEM

WEAR PARTS *Available July 2021*



LIBERATE
YOUR WORKDAY

Super Series Gas Lens Body Filter Kit



Part No.	Description	Bore		T2 / T2FX	T3 / T3FX	T3W / T3WFX	T4W / T4WFX	T5W / T5WFX
		mm	in					
SSGL14.5-16FS-3KIT	Super Series Gas Lens Body Filter Kit	1.6mm	1/16"	●	●	●	●	●
SSGL14.5-20FS-3KIT	Super Series Gas Lens Body Filter Kit	2.0mm	5/64"	●	●	●	●	●
SSGL14.5-24FS-3KIT	Super Series Gas Lens Body Filter Kit	2.4mm	3/32"	●	●	●	●	●
SSGL14.5-32FS-3KIT	Super Series Gas Lens Body Filter Kit	3.2mm	1/8"	●	●	●	●	●




SSGL20-16FS-3KIT	Super Series Gas Lens Body Filter Kit	1.6mm	1/16"	●	●	●	●	●
SSGL20-20FS-3KIT	Super Series Gas Lens Body Filter Kit	2.0mm	5/64"	●	●	●	●	●
SSGL20-24FS-3KIT	Super Series Gas Lens Body Filter Kit	2.4mm	3/32"	●	●	●	●	●
SSGL20-32FS-3KIT	Super Series Gas Lens Body Filter Kit	3.2mm	1/8"	●	●	●	●	●



SSGL23-16FS-3KIT	Super Series Gas Lens Body Filter Kit	1.6mm	1/16"	●	●	●	●	●
SSGL23-20FS-3KIT	Super Series Gas Lens Body Filter Kit	2.0mm	5/64"	●	●	●	●	●
SSGL23-24FS-3KIT	Super Series Gas Lens Body Filter Kit	2.4mm	3/32"	●	●	●	●	●
SSGL23-32FS-3KIT	Super Series Gas Lens Body Filter Kit	3.2mm	1/8"	●	●	●	●	●



SSGL28-16FS-3KIT	Super Series Gas Lens Body Filter Kit	1.6mm	1/16"	●	●	●	●	●
SSGL28-20FS-3KIT	Super Series Gas Lens Body Filter Kit	2.0mm	5/64"	●	●	●	●	●
SSGL28-24FS-3KIT	Super Series Gas Lens Body Filter Kit	2.4mm	3/32"	●	●	●	●	●
SSGL28-32FS-3KIT	Super Series Gas Lens Body Filter Kit	3.2mm	1/8"	●	●	●	●	●



SSGL38-16FS-3KIT	Super Series Gas Lens Body Filter Kit	1.6mm	1/16"	●	●	●	●	●
SSGL38-20FS-3KIT	Super Series Gas Lens Body Filter Kit	2.0mm	5/64"	●	●	●	●	●
SSGL38-24FS-3KIT	Super Series Gas Lens Body Filter Kit	2.4mm	3/32"	●	●	●	●	●
SSGL38-32FS-3KIT	Super Series Gas Lens Body Filter Kit	3.2mm	1/8"	●	●	●	●	●

SAY HELLO

TO OUR VISION OF THE FUTURE

arc
TORCHOLOGY
INTELLIGENT TORCH SOLUTIONS

ARC T HIGH PERFORMANCE SERIES

Make Work Life Easier

MPA002 / V.2021.02



| **L I B E R A T E**
Y O U R W O R K D A Y